町洋企業股份有限公司
DINKLE ENTERPRISE CO., LTD.
臺灣新北市五股區五權二路19號（新北產業園區）
No.19,Wuquan 2nd Road., Wugu District,
New Taipei City 24890, Taiwan
TEL:+886-2-8069-9000　　7705-6900
FAX:+886-2-2290-1702（代表號）
E-mail:service@dinkle.com
Web site:http://www.dinkle.com

町洋國際股份有限公司
DINKLE INTERNATIONAL CO., LTD.
臺灣新北市五股區五權二路19號（新北產業園區）
No.19,Wuquan 2nd Road., Wugu District,
New Taipei City 24890, Taiwan
TEL:+886-2-8069-9000　　7705-6900
FAX:+886-2-2290-1702
E-mail:service@dinkle.com
Web site:http://www.dinkle.com

奧廸克國際有限公司
OPTIKLE INTERNATIONAL CO., LTD.
香港九龍九龍灣宏冠道6號 鴻力工業中心B座1樓29室
Room 29, 1/F, Block B, Proficient Industrial Center,
No.6 Wang Kwun, Road, Kowloon Bay, Kowloon,
HONG KONG.
TEL:+852-2795-3840　　2758-8005
FAX:+852-2753-6919
E-mail:service@dinkle.com
Web site:http://www.dinkle.com

町洋機電(中國)有限公司
DINKLE ELECTRIC MACHINERY(CHINA) CO., LTD.
江蘇省昆山市千燈鎮石浦工商管理區興浦中路258號(215343)
No.258,Xingpu Mid RD,Shipu Business Administration Estate,
Qiandeng Town,Kunshan City,Jiangsu Province,China
TEL:+86-512-5708-8588
FAX:+86-512-5708-8600
E-mail:service@dinkle.com
Web site: http://www.dinkle.com

東莞立洋電機有限公司
LIYANG ELECTRIC MACHINERY(DONGGUAN) CO., LTD.
廣東省東莞市黃江鎮雞鳴崗村金錢嶺一街2號
No.2 1st street Jinqian Ridge,Jiming gang village,
Huangjiang town,Dongguan City,Guangdong Province
TEL:+86-769-8336-4350　　8336-4370
FAX:+86-769-8384-8634
E-mail:service@dinkle.com
Web site:http://www.dinkle.com

町洋美國分公司
DINKLE CORPORATION, USA
12613 Executive Drive, Suite 704, Stafford, Texas 77477
TEL:+1-832-539-4703
Toll-Free:+1-844-273-1850
FAX:+1-832-532-7226
E-mail:service@dinkle.com
Web site:http://www.dinkle.com

町洋義大利分公司
Budget Electronics S.r.l
Via Stabilini N° 14,
23864 Malgrate (LC), Italia
TEL:+39-0341-207161
E-mail:service@dinkle.com
Web site:http://www.dinkle.com

町洋電氣貿易(上海)有限公司
DINKLE ELECTRIC TRADING (SHANGHAI) CO., LTD.
上海市徐匯區虹橋路3號港匯中心二座3706單元
Unit 3706, 2 Grand Gateway, No. 3 Hongqiao Road,
Xuhui District, Shanghai City
TEL:+86-21-6487-0636　　6427-3157
FAX:+86-21-3356-2500
E-mail:service@dinkle.com
Web site: http://www.dinkle.com

北京辦事處
北京市海淀區知春路甲48號盈都大廈C座1單元5B
TEL:+86-10-5873-4338
FAX:+86-10-5873-4337

成都辦事處
四川省成都市天府新區華陽濱河路二段99號4-1-503
TEL:+86-28-8736-5069
FAX:+86-28-8736-5069

瀋陽辦事處
遼寧省瀋陽市和平區南京北街222號鑽石星座B座2113室
TEL:+86-24-3107-8204
FAX:+86-24-2486-9893

西安辦事處
陝西省西安市雁塔區科技路209號新西藍1-1-1705室
TEL:+86-29-8885-8475
FAX:+86-21-3356-2500

Dinkle remains the right of product modification and engineering change of design. The catalogue is for reference only. The final product is made according to actual engineering drawing.

弊社標準品に関しては、修正や設計変更等が行われるため、カタログは参考であり、詳細仕様は図面を基準とする。

本公司對產品保有修改、設變權，目錄僅供參考，實際產品仍需依照工程圖面為準。

E-mail : service@dinkle.com
Web : www.dinkle.com

Apr./2019

Terminal Block

Delight Through Connections



町洋國際股份有限公司
DINKLE INTERNATIONAL CO., LTD.

DC-30.2

Company Profile

Founded in 1983, Dinkle is one of the leading global manufacturers of electrical connection and components for industrial automation technology. The company develops and manufactures products in the fields for electrical connectivity, electrical cabinets and communication electronics. Dinkle has an R&D center with over 400 engineers, coupled with every component being manufactured in-house, ensures the outstanding product performance and quality. All production facilities are granted ISO 9001 and ISO 14001 certifications, and the products are certified by safety approvals including UL, VDE, and / or TUV.

2019
Thermo transfer printer

2016
Feed-through terminal blocks-
Push in design (PID)



2015
I/O Modules

2014
Pluggable & PCB type terminal
blocks-Push in design (PID)

2007
Miniature Feed-through terminal blocks-
Screw clamp

2000
Feed-through terminal blocks-
Spring Clamp



1999
PCB type terminal blocks-
Spring clamp

1994
Feed-through terminal blocks-
Screw clamp





1990
Pluggable type terminal blocks-
Spring clamp

1985
PCB type terminal blocks-
Screw clamp

1983
Barrier type
terminal blocks



Push-in Design Terminal Blocks

Feed-through PID Terminal Blocks

DP..

1.5 mm²	P.3
2.5 mm²	P.3
4 mm²	P.3
6 mm²	P.4
10 mm²	P.4
16 mm²	P.4

Feed-through PID Grounding Terminal Blocks

DP..PE

1.5 mm²	P.11
2.5 mm²	P.11
4 mm²	P.11
6 mm²	P.12
10 mm²	P.12
16 mm²	P.12

Feed-through PID 3 Conductor Terminal Blocks

DP..TN

1.5 mm²	P.5
2.5 mm²	P.5
4 mm²	P.5
6 mm²	P.6
10 mm²	P.6

PID 3 Conductor Grounding Terminal Blocks

DP..TN-PE

1.5 mm²	P.13
2.5 mm²	P.13
4 mm²	P.13
6 mm²	P.14
10 mm²	P.14

Feed-through PID 4 Conductor Terminal Blocks

DP..TR

1.5 mm²	P.7
2.5 mm²	P.7
4 mm²	P.7
6 mm²	P.8

PID 4 Conductor Grounding Terminal Blocks

DP..TR-PE

1.5 mm²	P.15
2.5 mm²	P.15
4 mm²	P.15
6 mm²	P.16

Feed-through PID Bi-Level Terminal Blocks

DPP..

1.5 mm²	P.9
2.5 mm²	P.9
4 mm²	P.9

Feed-through PID Bi-Level Grounding Terminal Blocks

DPP..-PE

1.5 mm²	P.17
2.5 mm²	P.17
4 mm²	P.17

Feed-through PID Tri-Level Terminal Blocks

DP2.5-3L	P.10
DP2.5-3L-PV	P.10

PID Tri-Level Terminal Block with PE Foot

DP2.5-3L-L3PE	P.18

Sensor / Actuator Terminal Blocks

DP2.5-ES	P.19
0207-01XX	P.19

PID Plug-in Connection Terminal Blocks

DP2.5/1P	P.20
DP2.5PG-XXP	P.20
DP-PZ-XXP	P.20
DP-PR	P.20

Fuse and Disconnect Terminal Blocks

DP4-TFU	P.21
DP4-TFU(5X20)	P.21
DP-FU(5X20)	P.21

Test Disconnect Terminal Blocks

DPTL6	P.22
DPTD6	P.22

Diode Terminal Blocks

DPTD6-D05	P.23
DPTD6-D06	P.23

Feed-Through Screw Connection Terminal Blocks

Feed-through Screw Connection Terminal Blocks

DK..N



2.5 mm²	P.25
4 mm²	P.25
6 mm²	P.25
10 mm²	P.26

Feed-through Screw Grounding Terminal Blocks

DK..N-PE

2.5 mm²	P.34
4 mm²	P.34
6 mm²	P.34
10 mm²	P.35
16 mm²	P.35

Feed-through Screw Connection Terminal Blocks

DK..H



16 mm²	P.26
35 mm²	P.26

DK

50 mm²	P.27
95 mm²	P.27
150 mm²	P.27
240 mm²	P.28

Screw Connection Grounding Terminal Blocks

DK..-PE



2.5 mm²	P.38
4 mm²	P.38
6 mm²	P.38
10 mm²	P.39
16 mm²	P.39
50 mm²	P.39
95 mm²	P.39

DK..H-PE



35 mm²	P.39

Feed-through Screw 3 Conductor Terminal Blocks

DK..N-TN

2.5 mm²	P.29
4 mm²	P.29
6 mm²	P.29
10 mm²	P.30

Screw 3 Conductor Grounding Terminal Blocks

DK..N-TN-PE

2.5 mm²	P.36
4 mm²	P.36

Feed-through Screw 4 Conductor Terminal Blocks

DK..N-TR

2.5 mm²	P.31
4 mm²	P.31

Screw 4 Conductor Grounding Terminal Blocks

DK..N-TR-PE



2.5 mm²	P.37
4 mm²	P.37

Feed-through Screw Bi-Level Terminal Blocks

DKK..N

2.5 mm²	P.32
4 mm²	P.32

Feed-through Screw Bi-Level Terminal Blocks

DKK..N-PV



2.5 mm²	P.33
4 mm²	P.33

Feed-Through Screw Connection Terminal Blocks

Basic disconnect Terminal Blocks

DK..N-T		
	2.5mm^2 4 mm^2	P.43 P.43

Bi-Level Basic Disconnect Terminal Blocks

DKK..N-T		
	2.5 mm^2 4 mm^2	P.43 P.43

Disconnect Terminal Blocks

DK..N-TP		
	2.5 mm^2 4 mm^2	P.44 P.45
DK..N-TG		
	2.5 mm^2 4 mm^2	P.44 P.45
DK..N-CP		
	2.5 mm^2 4 mm^2	P.44 P.45

Bi-Level Disconnect Terminal Blocks

DKK..N-TP		
	2.5 mm^2 4 mm^2	P.46 P.47
DKK..N-TG		
	2.5 mm^2 4 mm^2	P.46 P.47
DKK..N-CP		
	2.5 mm^2 4 mm^2	P.46 P.47

Lever-Type Fuse Disconnect Terminal Blocks

	DK4N-TF(5X20) DK4N-TFL(5X20)	P.48 P.48		DKK4-TF(5X20)	P.48

Fuse and Disconnect Terminal Blocks

	DK10-TF(5X20)	P.49			

Test Disconnect Terminal Blocks

	DKTD6N	P.50			
	DKTD6	P.51		DKTL6	P.51

Feed-Through Screw Connection Terminal Blocks

Plug-in Connection Terminal Blocks

DKES..		
	1.5 mm^2	P.40
DKES..M-XXP		
	1.5 mm^2	P.40

	1.5 mm^2	P.40

Miniature Screw Connection Terminal Blocks

DK..S		
	2.5 mm^2 4 mm^2 6 mm^2	P.41 P.41 P.41

DIN Rail Connector

2EHDRD..		
	2EHDRD 2EHDRDM	P.55 P.55

Screw Panel Type Terminal Blocks

PM..N		
	2.5 mm^2 4 mm^2 6 mm^2	P.53 P.53 P.53

Spring Panel Type Terminal Blocks

PM..WN		
	2.5 mm^2	P.54

Spring Panel Type Terminal Blocks

PMM..WN		
	2.5 mm^2	P.54

Stud Terminal Blocks

DKM..		
	5 (16 mm^2) 6 (35 mm^2) 8 (50 mm^2) 10 (120 mm^2) 16 (120 mm^2)	P.57 P.57 P.57 P.58 P.58
DKM..-2		
	6 (35 mm^2) 8 (50 mm^2) 10 (120 mm^2)	P.59 P.59 P.59

DKMW..		
	8 (70 mm^2)	P.58

Feed-Through Screw Connection Terminal Blocks

Busbar Clamps

DKZ..		
	6 mm^2	P.61
	16 mm^2	P.61
	35 mm^2	P.61
	70 mm^2	P.61~62
	120 mm^2	P.62

Busbar Holder

DSH..		
	DSH1	P.62
	DSH2	P.62
	DSHG	P.62

Accessories

Busbar	P.62				
End bracket	P.64				
Marking block	P.64				
Separating disk	P.65				
Partition plate	P.65~66				
Reducing bridges	P.67				
Plug-in bridges	P.67				
Insertion bridges	P.68				
Fuse	P.69				
Rail cap	P.69				
DIN rail & rail cutter	P.70				
Marking system	P.72				
Marking labels	P.73~74				
Hand tools	P.77				
Ferrules	P.78~79				

Dinkle remains the right of product modification and engineering change of design. The catalogue is for reference only.
The final product is made according to actual engineering drawing.

弊社標準品に関しては、修正や設計変更等が行われるため、カタログは参考であり、詳細仕様は図面を基準とする。
本公司对产品保有修改、设变权，目录仅供参考，实际产品仍需依照工程图面为准。

Push-In Design Terminal



- Push-In Design (PID) is a very popular wiring mechanism. This is accomplished with S-cage, a design that combines the concept of spring and wire cage for an efficient and reliable connection.
- The main characteristic of PID includes inserting solid wires and stranded wires with ferrule easily without tools. The spring offers a high clamping force on the conductor, which provides a stable conductivity through every wired component.
- PID terminal blocks have a reliable connection compared to the conventional screw type, but with a more efficient installation method, that results in time and labor cost saving during field wiring.
- Dinkle's PID product series is definitely worthy of your trust and application.

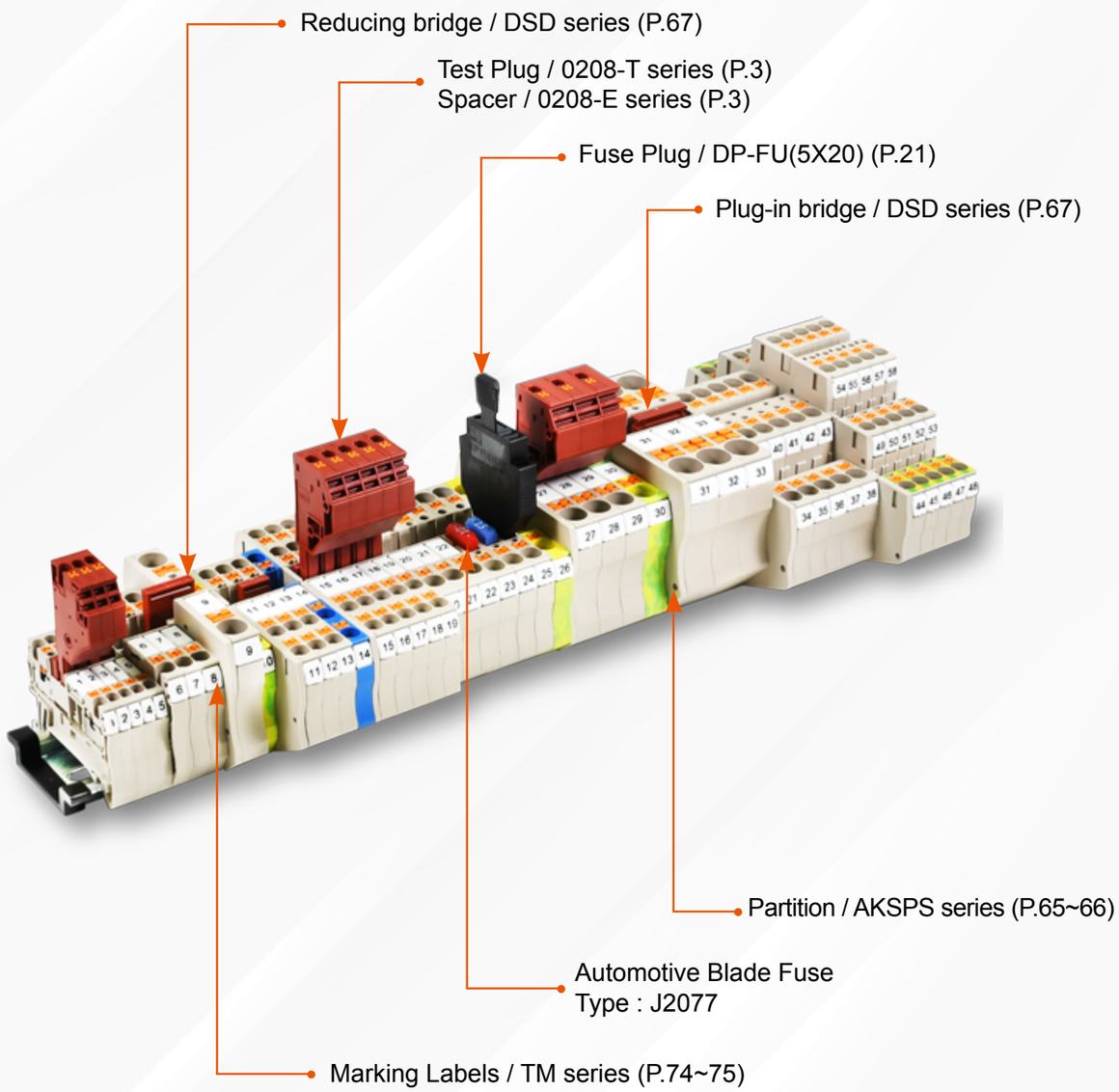

Feed-through PID Terminal Blocks

PID

DP series is suitable for applications with limited space. PID structure allows quick wire connection without tools. Solid wires and stranded wires with ferrules can be inserted directly, providing convenient wiring solution and saving labor time.

DP..







DP1.5		
Rated Data	**UL**	**IEC**
Rated Voltage (V)	300	500
Rated Current (A)	15	17.5
Rated impulse voltage		6KV
Wire range (AWG/mm²)	26~14	0.14~1.5
Connection Capacity		
Max. Solid (mm²)		1.5
Max. Stranded (mm²)		1.5
General Data		
Stripping length (mm)	8	
Insulation material	PA	
T / W (mm)	3.5 / 46.5	
H / H on TS-35 (mm)	30.6 / 32	
Package	100	
Color	**Part number**	**Package**
■	DP1.5-RD	100
■	DP1.5-BL	100
	Part number	**Package**
	DP1.5C	50
	AKSPS-001	50
	DSD03-1.502 DSD03-1.503 DSD03-1.504 DSD03-1.505 DSD03-1.510	50 50 50 10 10
	DSD03-1.5/2.5 | DSD03-1.5/4	
	0208-T004	
	0208-E004	
	TM46W / TM41W	10
	TS-35	20
	0.4 x 2.5 | DNT11-0102	
	Page 78~79	

DP2.5		
Rated Data	**UL**	**IEC**
Rated Voltage (V)	600	800
Rated Current (A)	20	24
Rated impulse voltage		8KV
Wire range (AWG/mm²)	26~12	0.14~2.5
Connection Capacity		
Max. Solid (mm²)		4
Max. Stranded (mm²)		2.5
General Data		
Stripping length (mm)	10	
Insulation material	PA	
T / W (mm)	5.1 / 49	
H / H on TS-35 (mm)	35 / 36.5	
Package	100	
Color	**Part number**	**Package**
■	DP2.5-RD	100
■	DP2.5-BL	100
	Part number	**Package**
	DP2.5C	50
	AKSPS-001	50
	DSD01-2.502N DSD01-2.503N DSD01-2.504N DSD01-2.505N DSD01-2.510N	50 50 50 10 10
	DSD03-1.5/2.5 | DSD03-2.5/4	
	0208-T001	
	0208-E001	
	TM47W / TM42W	10
	TS-35	20
	0.6 x 3.5 | DNT11-0107	
	Page 78~79	

DP4		
Rated Data	**UL**	**IEC**
Rated Voltage (V)	600	800
Rated Current (A)	30	32
Rated impulse voltage		8KV
Wire range (AWG/mm²)	24~10	0.2~4
Connection Capacity		
Max. Solid (mm²)		6
Max. Stranded (mm²)		4
General Data		
Stripping length (mm)	12	
Insulation material	PA	
T / W (mm)	6.1 / 57	
H / H on TS-35 (mm)	35 / 36.5	
Package	100	
Color	**Part number**	**Package**
■	DP4-RD	100
■	DP4-BL	100
	Part number	**Package**
	DP4C	50
	AKSPS-001	50
	DSD01-402N DSD01-403N DSD01-404N DSD01-405N DSD01-410N	50 50 50 10 10
	DSD03-1.5/4 | DSD03-2.5/4	
	0208-T002	
	0208-E002	
	TM48W / TM43W	10
	TS-35	20
	0.8 x 4 | DNT11-0109	
	Page 78~79	

Accessories

End cover

Partition plate

Plug-in bridge
2
3
4
5
10

Reducing bridge

Test plug

Spacer

Marking label Center/Outer

DIN Rail

Tool (mm)

Ferrule

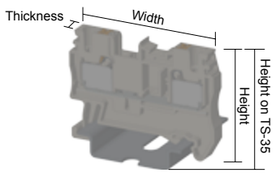

Test Plug

Part Number	Package
0208-T001	50
0208-T002	50
0208-T003	50
0208-T004	50

Spacer



Part Number	Package
0208-E001	50
0208-E002	50
0208-E003	50
0208-E004	50

The test plug can be extended by spacer with probe diameter at 2.3mm which can contact the terminal block tightly and achieve any complicate test tasks.

Feed-through PID Terminal Blocks

PID



DP series is suitable for applications with limited space. PID structure allows quick wire connection without tools. Solid wires and stranded wires with ferrules can be inserted directly, providing convenient wiring solution and saving labor time.

DP..



DP6		
Rated Data	**UL**	**IEC**
Rated Voltage (V)	600	1000
Rated Current (A)	40	41
Rated impulse voltage		8KV
Wire range (AWG/mm²)	20~8	0.5~6
Connection Capacity		
Max. Solid (mm²)		10
Max. Stranded (mm²)		6
General Data		
Stripping length (mm)	12	
Insulation material	PA	
T / W (mm)	8 / 57.8	
H / H on TS-35 (mm)	42 / 43.5	
Package	50	
Color	**Part number**	**Package**
■	DP6-RD	50
■	DP6-BL	50
Accessories	**Part number**	**Package**
	DP6C	50
	AKSPS-002	50
	DSD01-602N DSD01-603N DSD01-604N DSD01-605N DSD01-610N	50 50 50 10 10
	0208-T003	
	0208-E003	
	TM49W / TM44W	10
	TS-35	20
	0.8 x 4 | DNT11-0109	
	Page 78~79	



DP10		
Rated Data	**UL**	**IEC**
Rated Voltage (V)	600	1000
Rated Current (A)	60	57
Rated impulse voltage		8KV
Wire range (AWG/mm²)	20~6	0.5~10
Connection Capacity		
Max. Solid (mm²)		16
Max. Stranded (mm²)		10
General Data		
Stripping length (mm)	18	
Insulation material	PA	
T / W (mm)	10 / 69	
H / H on TS-35 (mm)	49.2 / 50.1	
Package	50	
Color	**Part number**	**Package**
■	DP10-RD	50
■	DP10-BL	50
Accessories	**Part number**	**Package**
	DP10C	50
	DSD01-1002N DSD01-1003N DSD01-1004N DSD01-1005N DSD01-1010N	50 50 50 10 10
	TM50W / TM45W	10
	TS-35	20
	1.0 x 5.5 | DNT11-0111	
	Page 78~79	



DP16		
Rated Data	**UL**	**IEC**
Rated Voltage (V)	600	1000
Rated Current (A)	82	76
Rated impulse voltage		8KV
Wire range (AWG/mm²)	20~4	0.5~16
Connection Capacity		
Max. Solid (mm²)		25
Max. Stranded (mm²)		16
General Data		
Stripping length (mm)	18	
Insulation material	PA	
T / W (mm)	12 / 76.5	
H / H on TS-35 (mm)	53.1 / 54.3	
Package	50	
Color	**Part number**	**Package**
■	DP16-RD	50
■	DP16-BL	50
Accessories	**Part number**	**Package**
	DP16C	50
	DSD01-1602N DSD01-1603N DSD01-1604N DSD01-1605N DSD01-1610N	50 50 50 10 10
	TM50W / TM45W	10
	TS-35	20
	1.0 x 5.5 | DNT11-0111	
	Page 78~79	

Accessories

End cover

Partition plate

Plug-in bridge
2
3
4
5
10

Test plug

Spacer

Marking label Center/Outer

DIN Rail

Tool (mm)

Ferrule

Feed-through PID 3 Conductor Terminal Blocks

Push-In Design

PID

DP..-TN series is a 3 port terminal block. PID structure allows quick wire connection without tools. Solid wires and stranded wires with ferrules can be inserted directly, providing convenient wiring solution and saving labor time.

With plug-in bridge, DP..-TN can connect two or more terminal blocks in parallel. Marking labels are compatible for clear identification.

DP..-TN



DP1.5-TN		
Rated Data	**UL**	**IEC**
Rated Voltage (V)	300	500
Rated Current (A)	15	17.5
Rated impulse voltage		6KV
Wire range (AWG/mm²)	26~14	0.14~1.5
Connection Capacity		
Max. Solid (mm²)		1.5
Max. Stranded (mm²)		1.5
General Data		
Stripping length (mm)	8	
Insulation material	PA	
T / W (mm)	3.5 / 58	
H / H on TS-35 (mm)	30.6 / 32	
Package	100	
Color	**Part number**	**Package**
■	DP1.5-TN-RD	100
■	DP1.5-TN-BL	100
Accessories	**Part number**	**Package**
	DP1.5C-TN	50
	AKSPS-003	50
	DSD03-1.502 DSD03-1.503 DSD03-1.504 DSD03-1.505 DSD03-1.510	50 50 50 10 10
	DSD03-1.5/2.5 | DSD03-1.5/4	
	0208-T004	
	0208-E004	
	TM46W / TM41W	10
	TS-35	20
	0.4 x 2.5 | DNT11-0102	
	Page 78~79	



DP2.5-TN		
Rated Data	**UL**	**IEC**
Rated Voltage (V)	600	800
Rated Current (A)	20	24
Rated impulse voltage		8KV
Wire range (AWG/mm²)	26~12	0.14~2.5
Connection Capacity		
Max. Solid (mm²)		4
Max. Stranded (mm²)		2.5
General Data		
Stripping length (mm)	10	
Insulation material	PA	
T / W (mm)	5.1 / 60.8	
H / H on TS-35 (mm)	35 / 36.5	
Package	50	
Color	**Part number**	**Package**
■	DP2.5-TN-RD	50
■	DP2.5-TN-BL	50
Accessories	**Part number**	**Package**
	DP2.5C-TN	50
	AKSPS-003	50
	DSD01-2.502 DSD01-2.503 DSD01-2.504 DSD01-2.505 DSD01-2.510	50 50 50 10 10
	DSD03-1.5/2.5 | DSD03-2.5/4	
	0208-T001	
	0208-E001	
	TM47W / TM42W	10
	TS-35	20
	0.6 x 3.5 | DNT11-0107	
	Page 78~79	



DP4-TN		
Rated Data	**UL**	**IEC**
Rated Voltage (V)	600	800
Rated Current (A)	30	32
Rated impulse voltage		8KV
Wire range (AWG/mm²)	24~10	0.2~4
Connection Capacity		
Max. Solid (mm²)		6
Max. Stranded (mm²)		4
General Data		
Stripping length (mm)	12	
Insulation material	PA	
T / W (mm)	6.1 / 67.3	
H / H on TS-35 (mm)	35 / 36.5	
Package	50	
Color	**Part number**	**Package**
■	DP4-TN-RD	50
■	DP4-TN-BL	50
Accessories	**Part number**	**Package**
	DP4C-TN	50
	AKSPS-003	50
	DSD01-402N DSD01-403N DSD01-404N DSD01-405N DSD01-410N	50 50 50 10 10
	DSD03-1.5/4 | DSD03-2.5/4	
	0208-T002	
	0208-E002	
	TM48W / TM43W	10
	TS-35	20
	0.8 x 4 | DNT11-0109	
	Page 78~79	

Accessories

End cover

Partition plate

Plug-in bridge
2
3
4
5
10

Reducing bridge

Test plug

Spacer

Marking label Center/Outer

DIN Rail

Tool (mm)

Ferrule

Feed-through PID 3 Conductor Terminal Blocks

PID



DP..-TN series is a 3 port terminal block. PID structure allows quick wire connection without tools. Solid wires and stranded wires with ferrules can be inserted directly, providing convenient wiring solution and saving labor time.

With plug-in bridge, DP..-TN can connect two or more terminal blocks in parallel. Marking labels are compatible for clear identification.

DP..-TN



DP6-TN		
Rated Data	**UL**	**IEC**
Rated Voltage (V)	600	1000
Rated Current (A)	40	41
Rated impulse voltage		8KV
Wire range (AWG/mm²)	20~8	0.5~6
Connection Capacity		
Max. Solid (mm²)		10
Max. Stranded (mm²)		6
General Data		
Stripping length (mm)	12	
Insulation material	PA	
T / W (mm)	8 / 74.6	
H / H on TS-35 (mm)	42 / 43.5	
Package	50	

Color	Part number	Package
■	DP6-TN-RD	50
■	DP6-TN-BL	50
	Part number	**Package**
	DP6C-TN	50
	AKSPS-003	50
	DSD01-602N DSD01-603N DSD01-604N DSD01-605N DSD01-610N	50 50 50 10 10
	0208-T003	
	0208-E003	
	TM49W / TM44W	10
	TS-35	20
	0.8 x 4 | DNT11-0109	
	Page 78~79	



DP10-TN		
Rated Data	**UL**	**IEC**
Rated Voltage (V)	600	1000
Rated Current (A)	60	57
Rated impulse voltage		8KV
Wire range (AWG/mm²)	20~6	0.5~10
Connection Capacity		
Max. Solid (mm²)		16
Max. Stranded (mm²)		10
General Data		
Stripping length (mm)	18	
Insulation material	PA	
T / W (mm)	10 / 90.5	
H / H on TS-35 (mm)	49.2 / 50.1	
Package	50	

Color	Part number	Package
■	DP10-TN-RD	50
■	DP10-TN-BL	50
	Part number	**Package**
	DP10C-TN	50
	DSD01-1002N DSD01-1003N DSD01-1004N DSD01-1005N DSD01-1010N	50 50 50 10 10
	TM50W / TM45W	10
	TS-35	20
	1.0 x 5.5 | DNT11-0111	
	Page 78~79	

Rated Data	**UL**	**IEC**
Connection Capacity		
General Data		

Color	Part number	Package
	Part number	**Package**

Accessories

End cover

Partition plate

Plug-in bridge
2
3
4
5
10

Test plug

Spacer

Marking label Center/Outer

DIN Rail

Tool (mm)

Ferrule

Feed-through PID 4 Conductor Terminal Blocks

Push-In Design

PID



DP..-TR is a 4 port terminal block.This compact design is suitable for flexible connection in power distribution.

PID structure allows quick wire connection without tools. Solid wires and stranded wires with ferrules can be inserted directly, providing convenient wiring solution and saving labor time.

With plug-in bridge, DP..-TN can connect two or more terminal blocks in parallel. Marking labels are compatible for clear identification

DP..-TR



DP1.5-TR		
Rated Data	**UL**	**IEC**
Rated Voltage (V)	300	500
Rated Current (A)	15	17.5
Rated impulse voltage		6KV
Wire range (AWG/mm²)	26~14	0.14~1.5
Connection Capacity		
Max. Solid (mm²)		1.5
Max. Stranded (mm²)		1.5
General Data		
Stripping length (mm)	8	
Insulation material	PA	
T / W (mm)	3.5 / 69.5	
H / H on TS-35 (mm)	30.63 / 32	
Package	50	

Color	Part number	Package
■	DP1.5-TR-RD	50
■	DP1.5-TR-BL	50
	Part number	**Package**
	DP1.5C-TR	50
	AKSPS-004	50
	DSD03-1.502 DSD03-1.503 DSD03-1.504 DSD03-1.505 DSD03-1.510	50 50 50 10 10
	DSD03-1.5/2.5 | DSD03-1.5/4	
	0208-T004	
	0208-E004	
	TM46W / TM41W	10
	TS-35	20
	0.4 x 2.5 | DNT11-0102	
	Page 78~79	



DP2.5-TR		
Rated Data	**UL**	**IEC**
Rated Voltage (V)	600	800
Rated Current (A)	20	24
Rated impulse voltage		8KV
Wire range (AWG/mm²)	26~12	0.14~2.5
Connection Capacity		
Max. Solid (mm²)		4
Max. Stranded (mm²)		2.5
General Data		
Stripping length (mm)	10	
Insulation material	PA	
T / W (mm)	5.1/72.6	
H / H on TS-35 (mm)	35 / 36.5	
Package	50	

Color	Part number	Package
■	DP2.5-TR-RD	50
■	DP2.5-TR-BL	50
	Part number	**Package**
	DP2.5C-TR	50
	AKSPS-004	50
	DSD01-2.502N DSD01-2.503N DSD01-2.504N DSD01-2.505N DSD01-2.510N	50 50 50 10 10
	DSD03-1.5/2.5 | DSD03-2.5/4	
	0208-T001	
	0208-E001	
	TM47W / TM42W	10
	TS-35	20
	0.6 x 3.5 | DNT11-0107	
	Page 78~79	



DP4-TR		
Rated Data	**UL**	**IEC**
Rated Voltage (V)	600	800
Rated Current (A)	30	32
Rated impulse voltage		8KV
Wire range (AWG/mm²)	24~10	0.2~4
Connection Capacity		
Max. Solid (mm²)		6
Max. Stranded (mm²)		4
General Data		
Stripping length (mm)	12	
Insulation material	PA	
T / W (mm)	6.1/80.4	
H / H on TS-35 (mm)	35 / 36.5	
Package	50	

Color	Part number	Package
■	DP4-TR-RD	50
■	DP4-TR-BL	50
	Part number	**Package**
	DP4C-TR	50
	AKSPS-005	50
	DSD01-402N DSD01-403N DSD01-404N DSD01-405N DSD01-410N	50 50 50 10 10
	DSD03-1.5/4 | DSD03-2.5/4	
	0208-T002	
	0208-E002	
	TM48W / TM43W	10
	TS-35	20
	0.8 x 4 | DNT11-0109	
	Page 78~79	

Accessories

End cover

Partition plate

Plug-in bridge
2
3
4
5
10

Reducing bridge

Test plug

Spacer

Marking label Center/Outer

DIN Rail

Tool (mm)

Ferrule

Feed-through PID 4 Conductor Terminal Blocks

PID

DP..-TR is a 4 port terminal block.This compact design is suitable for flexible connection in power distribution.

PID structure allows quick wire connection without tools. Solid wires and stranded wires with ferrules can be inserted directly, providing convenient wiring solution and saving labor time.

With plug-in bridge, DP..-TN can connect two or more terminal blocks in parallel. Marking labels are compatible for clear identification

DP..-TR



DP6-TR

Rated Data		UL	IEC
Rated Voltage	(V)	600	1000
Rated Current	(A)	40	41
Rated impulse voltage			8KV
Wire range	(AWG/mm²)	20~8	0.5~6
Connection Capacity			
Max. Solid	(mm²)		10
Max. Stranded	(mm²)		6
General Data			
Stripping length	(mm)	12	
Insulation material		PA	
T / W	(mm)	8 / 91.4	
H / H on TS-35	(mm)	42 / 43.5	
Package		50	

Color	Part number	Package
■	DP6-TR-RD	50
■	DP6-TR-BL	50

Part number	Package
DP6C-TR	50
DSD01-602N	50
DSD01-603N	50
DSD01-604N	50
DSD01-605N	10
DSD01-610N	10
0208-T003	
0208-E003	
TM49W / TM44W	10
TS-35	20
0.8 x 4 | DNT11-0109	
Page 78~79	

Rated Data		UL	IEC
Connection Capacity			
General Data			

Color	Part number	Package

Part number	Package

Rated Data		UL	IEC
Connection Capacity			
General Data			

Color	Part number	Package

Part number	Package

Accessories

End cover

Plug-in bridge
2
3
4
5
10

Test plug

Spacer

Marking label Center/Outer

DIN Rail

Tool (mm)

Ferrule

Feed-through PID Bi-Level Terminal Blocks

PID

DPP is a double layer design, with each layer connecting independently. This reduces the installation space requirement by 50%. Each layer can be further bridged in parallel and labeled for identification. Test plugs can be used for testing and measurement purpose.

DPP..



DPP1.5

Rated Data		UL	IEC
Rated Voltage	(V)	300	500
Rated Current	(A)	15	17.5
Rated impulse voltage			6KV
Wire range	(AWG/mm²)	26~14	0.14~1.5
Connection Capacity			
Max. Solid	(mm²)		1.5
Max. Stranded	(mm²)		1.5
General Data			
Stripping length	(mm)	8	
Insulation material		PA	
T / W	(mm)	3.5 / 69	
H / H on TS-35	(mm)	41.2 / 42.7	
Package		50	

Color	Part number	Package
■	DPP1.5-RD	100
■	DPP1.5-BL	100

Part number	Package
DPP1.5C	50
DSD03-1.502	50
DSD03-1.503	50
DSD03-1.504	50
DSD03-1.505	10
DSD03-1.510	10
0208-T004	
0208-E004	
- / TM41W	10
TS-35	20
0.4 x 2.5 | DNT11-0102	
Page 78~79	



DPP2.5

Rated Data		UL	IEC
Rated Voltage	(V)	300	500
Rated Current	(A)	20	22
Rated impulse voltage			6KV
Wire range	(AWG/mm²)	26~12	0.14~2.5
Connection Capacity			
Max. Solid	(mm²)		4
Max. Stranded	(mm²)		2.5
General Data			
Stripping length	(mm)	10	
Insulation material		PA	
T / W	(mm)	5.1 / 69	
H / H on TS-35	(mm)	46 / 47.5	
Package		100	

Color	Part number	Package
■	DPP2.5-RD	100
■	DPP2.5-BL	100

Part number	Package
DPP2.5C	50
DSD01-2.502N	50
DSD01-2.503N	50
DSD01-2.504N	50
DSD01-2.505N	10
DSD01-2.510N	10
0208-T001	
0208-E001	
- / TM42W	10
TS-35	20
0.6 x 3.5 | DNT11-0107	
Page 78~79	



DPP4

Rated Data		UL	IEC
Rated Voltage	(V)	300	500
Rated Current	(A)	30	28
Rated impulse voltage			6KV
Wire range	(AWG/mm²)	24~10	0.2~4
Connection Capacity			
Max. Solid	(mm²)		6
Max. Stranded	(mm²)		4
General Data			
Stripping length	(mm)	12	
Insulation material		PA	
T / W	(mm)	6.1 / 81	
H / H on TS-35	(mm)	46 / 47.5	
Package		50	

Color	Part number	Package
■	DPP4-RD	100

Part number	Package
DPP4C	50
DSD01-402N	50
DSD01-403N	50
DSD01-404N	50
DSD01-405N	10
DSD01-410N	10
0208-T002	
0208-E002	
- / TM43W	10
TS-35	20
0.8 x 4 | DNT11-0109	
Page 78~79	

Accessories

End cover

Plug-in bridge
2
3
4
5
10

Test plug

Spacer

Marking label Center/Outer

DIN Rail

Tool (mm)

Ferrule

Feed-through PID Tri-Level Terminal Blocks

PID



DP2.5-3L is a triple layer design, with each layer connecting independently. The thickness is only 5.1mm, suitable in applications with space constraint. Each layer can be further bridged in parallel and labeled for identification.

DP..-3L

DP2.5-3L			
Rated Data		**UL**	**IEC**
Rated Voltage	(V)	300	500
Rated Current	(A)	20	24
Rated impulse voltage			6KV
Wire range	(AWG/mm²)	26~12	0.14~2.5
Connection Capacity			
Max. Solid	(mm²)		4
Max. Stranded	(mm²)		2.5
General Data			
Stripping length	(mm)	10	
Insulation material		PA	
T / W	(mm)	5.1 / 102.7	
H / H on TS-35	(mm)	57 / 58.5	
Package		100	

Color	Part number	Package
■	DP2.5-3L-RD	100
■	DP2.5-3L-BL	100

Accessories

	Part number	Package
End cover	DP2.5C-3L	50
Partition plate		
Plug-in bridge 2	DSD01-2.502N	50
3	DSD01-2.503N	50
4	DSD01-2.504N	50
5	DSD01-2.505N	10
10	DSD01-2.510N	10
Test plug	0208-T001	
Spacer	0208-E001	
Marking label Center/Outer	- / TM42W	10
DIN Rail	TS-35	20
Tool (mm)	0.6 x 3.5 | DNT11-0107	
Ferrule	Page 78~79	

PID





DP2.5-3L-PV is a 6 port terminal block that offers a safe option for equipotential bonding. Up to three phase potential is possible with a single housing. The six contacts are interconnected, and the potential distribution can be identified by corresponding marking labels on the housing.

DP..-3L-PV

DP2.5-3L-PV			
Rated Data		**UL**	**IEC**
Rated Voltage	(V)	300	500
Rated Current	(A)	20	24
Rated impulse voltage			6KV
Wire range	(AWG/mm²)	26~12	0.14~2.5
Connection Capacity			
Max. Solid	(mm²)		4
Max. Stranded	(mm²)		2.5
General Data			
Stripping length	(mm)	10	
Insulation material		PA	
T / W	(mm)	5.1 / 102.7	
H / H on TS-35	(mm)	57 / 58.5	
Package		100	

Accessories

	Part number	Package
End cover	DP2.5C-3L	50
Partition plate		
Plug-in bridge 2	DSD01-2.502N	50
3	DSD01-2.503N	50
4	DSD01-2.504N	50
5	DSD01-2.505N	10
10	DSD01-2.510N	10
Test plug	0208-T001	
Spacer	0208-E001	
Marking label Center/Outer	- / TM42W	10
DIN Rail	TS-35	20
Tool (mm)	0.6 x 3.5 | DNT11-0107	
Ferrule	Page 78~79	

Feed-through PID Grounding Terminal Blocks

Push-In Design

PID



DP..- PE is a grounding terminal block with the same dimensions as the DP series, and fully compliant with IEC 60947-7-2. This series supports both the mechanical and the electrical functions of a PCTB by using it as a ground (PE) busbar.

DP..-PE







DP1.5-PE			
Rated Data		**UL**	**IEC**
Rated Voltage	(V)	300	500
Rated Current	(A)		
Rated impulse voltage			6KV
Wire range	(AWG/mm²)	26~14	0.14~1.5
Connection Capacity			
Max. Solid (mm²)			1.5
Max. Stranded (mm²)			1.5
General Data			
Stripping length	(mm)	8	
Insulation material		PA	
T / W	(mm)	3.5 / 47.2	
H / H on TS-35	(mm)	30.6 / 32	
Package		100	

DP2.5-PE			
Rated Data		**UL**	**IEC**
Rated Voltage	(V)	600	800
Rated Current	(A)		
Rated impulse voltage			8KV
Wire range	(AWG/mm²)	26~12	0.14~2.5
Connection Capacity			
Max. Solid (mm²)			4
Max. Stranded (mm²)			2.5
General Data			
Stripping length	(mm)	10	
Insulation material		PA	
T / W	(mm)	5.1 / 49	
H / H on TS-35	(mm)	35.5 / 36.5	
Package		100	

DP4-PE			
Rated Data		**UL**	**IEC**
Rated Voltage	(V)	600	800
Rated Current	(A)		
Rated impulse voltage			8KV
Wire range	(AWG/mm²)	24~10	0.2~4
Connection Capacity			
Max. Solid (mm²)			6
Max. Stranded (mm²)			4
General Data			
Stripping length	(mm)	12	
Insulation material		PA	
T / W	(mm)	6.1 / 57	
H / H on TS-35	(mm)	35.5 / 36.5	
Package		100	

Accessories

	DP1.5-PE Part number	Package	DP2.5-PE Part number	Package	DP4-PE Part number	Package
End cover	DP1.5C-YG	50	DP2.5C-YG	50	DP4C-YG	50
Partition plate	AKSPS-001	50	AKSPS-001	50	AKSPS-001	50
Plug-in bridge 2	DSD03-1.502	50	DSD01-2.502N	50	DSD01-402N	50
3	DSD03-1.503	50	DSD01-2.503N	50	DSD01-403N	50
4	DSD03-1.504	50	DSD01-2.504N	50	DSD01-404N	50
5	DSD03-1.505	10	DSD01-2.505N	10	DSD01-405N	10
10	DSD03-1.510	10	DSD01-2.510N	10	DSD01-410N	10
Test plug	0208-T004		0208-T001		0208-T002	
Spacer	0208-E004		0208-E001		0208-E002	
Marking label Center/Outer	TM46W / TM41W	10	TM47W / TM42W	10	TM48W / TM43W	10
DIN Rail	TS-35	20	TS-35	20	TS-35	20
Tool (mm)	0.4 x 2.5 | DNT11-0102		0.6 x 3.5 | DNT11-0107		0.8 x 4 | DNT11-0109	
Ferrule	Page 78~79		Page 78~79		Page 78~79	

Feed-through PID Grounding Terminal Blocks

PID



DP..- PE is a grounding terminal block with the same dimensions as the DP series, and fully compliant with IEC 60947-7-2. This series supports both the mechanical and the electrical functions of a PCTB by using it as a ground (PE) busbar.

DP..-PE





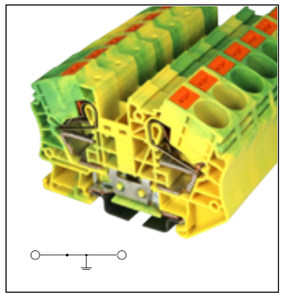

	DP6-PE		DP10-PE		DP16-PE	
Rated Data	**UL**	**IEC**	**UL**	**IEC**	**UL**	**IEC**
Rated Voltage (V)	600	1000	600	1000	600	1000
Rated Current (A)						
Rated impulse voltage		8KV		8KV		8KV
Wire range (AWG/mm²)	20~8	0.5~6	20~6	0.5~10	20~4	0.5~16
Connection Capacity						
Max. Solid (mm²)		10		16		25
Max. Stranded (mm²)		6		10		16
General Data						
Stripping length (mm)	12		18		18	
Insulation material	PA		PA		PA	
T / W (mm)	8 / 57.8		10 / 69		12 / 76.5	
H / H on TS-35	41.7 / 43.5		49.3 / 50.1		53.1 / 54.3	
Package	50		50		50	
Accessories	**Part number**	**Package**	**Part number**	**Package**	**Part number**	**Package**
End cover	DP6C-YG	50	DP10C-YG	50	DP16C-YG	50
Partition plate	AKSPS-002	50	AKSPS-001	50	AKSPS-001	50
Plug-in bridge 2	DSD01-602N	50	DSD01-1002N	50	DSD01-1602N	50
3	DSD01-603N	50	DSD01-1003N	50	DSD01-1603N	50
4	DSD01-604N	50	DSD01-1004N	50	DSD01-1604N	50
5	DSD01-605N	10	DSD01-1005N	10	DSD01-1605N	10
10	DSD01-610N	10	DSD01-1010N	10	DSD01-1610N	10
Test plug	0208-T003					
Spacer	0208-E003					
Marking label Center/Outer	TM49W / TM44W	10	TM50W / TM45W	10	TM50W / TM45W	10
DIN Rail	TS-35	20	TS-35	20	TS-35	20
Tool (mm)	0.8 x 4 | DNT11-0109		1.0 x 5.5 | DNT11-0111		1.0 x 5.5 | DNT11-0111	
Ferrule	Page 78~79		Page 78~79		Page 78~79	

Feed-through PID 3 Conductor Grounding Terminal Blocks

Push-In Design

PID

DP ..- TN-PE is a 3 port grounding terminal block with the same dimensions as the DP...-TN series, and fully compliant to IEC 60947-7-2. This series supports both the mechanical and the electrical functions of a PCTB by using it as a ground (PE) busbar.

DP..TN-PE







	DP1.5-TN-PE		DP2.5-TN-PE		DP4-TN-PE	
Rated Data	**UL**	**IEC**	**UL**	**IEC**	**UL**	**IEC**
Rated Voltage (V)	300	500	600	800	600	800
Rated Current (A)						
Rated impulse voltage		6KV		8KV		8KV
Wire range (AWG/mm²)	26~14	0.14~1.5	26~12	0.14~2.5	24~10	0.2~4
Connection Capacity						
Max. Solid (mm²)		1.5		4		6
Max. Stranded (mm²)		1.5		2.5		4
General Data						
Stripping length (mm)	8		10		12	
Insulation material	PA		PA		PA	
T / W (mm)	3.5 / 58		5.1 / 60.8		6.1 / 67.3	
H / H on TS-35 (mm)	30.6 / 32		35 / 36.5		35.5 / 36.5	
Package	100		100		50	
Accessories	**Part number**	**Package**	**Part number**	**Package**	**Part number**	**Package**
End cover	DP1.5C-TN-YG	50	DP2.5C-TN-YG	50	DP4C-TN-YG	50
Partition plate	AKSPS-003	50	AKSPS-003	50	AKSPS-003	50
Plug-in bridge 2	DSD03-1.502	50	DSD01-2.502N	50	DSD01-402N	50
3	DSD03-1.503	50	DSD01-2.503N	50	DSD01-403N	50
4	DSD03-1.504	50	DSD01-2.504N	50	DSD01-404N	50
5	DSD03-1.505	10	DSD01-2.505N	10	DSD01-405N	10
10	DSD03-1.510	10	DSD01-2.510N	10	DSD01-410N	10
Test plug	0208-T004		0208-T001		0208-T002	
Spacer	0208-E004		0208-E001		0208-E002	
Marking label Center/Outer	TM46W / TM41W	10	TM47W / TM42W	10	TM48W / TM43W	10
DIN Rail	TS-35	20	TS-35	20	TS-35	20
Tool (mm)	0.4 x 2.5 | DNT11-0102		0.6 x 3.5 | DNT11-0107		0.8 x 4 | DNT11-0109	
Ferrule	Page 78~79		Page 78~79		Page 78~79	

Feed-through PID 3 Conductor Grounding Terminal Blocks



DP ..- TN-PE is a 3 port grounding terminal block with the same dimensions as the DP...-TN series, and fully compliant to IEC 60947-7-2. This series supports both the mechanical and the electrical functions of a PCTB by using it as a ground (PE) busbar.

DP..-TN-PE





	DP6-TN-PE		DP10-TN-PE		
Rated Data	**UL**	**IEC**	**UL**	**IEC**	**UL** / **IEC**
Rated Voltage (V)	600	1000	600	1000	
Rated Current (A)					
Rated impulse voltage		8KV		8KV	
Wire range (AWG/mm²)	20~8	0.5~6	20~6	0.5~10	
Connection Capacity					
Max. Solid (mm²)		10		16	
Max. Stranded (mm²)		6		10	
General Data					
Stripping length (mm)	12		18		
Insulation material	PA		PA		
T / W (mm)	8 / 74.6		10 / 90.5		
H / H on TS-35 (mm)	41.7 / 43.5		49.3 / 50.1		
Package	50		50		

Accessories	Part number	Package	Part number	Package	Part number	Package
End cover	DP6C-TN-YG	50	DP10C-TN-YG	50		
Partition plate	AKSPS-003	50				
Plug-in bridge 2	DSD01-602N	50	DSD01-1002N	50		
3	DSD01-603N	50	DSD01-1003N	50		
4	DSD01-604N	50	DSD01-1004N	50		
5	DSD01-605N	10	DSD01-1005N	10		
10	DSD01-610N	10	DSD01-1010N	10		
Test plug	0208-T003					
Spacer	0208-E003					
Marking label Center/Outer	TM49W / TM44W	10	TM50W / TM45W	10		
DIN Rail	TS-35	20	TS-35	20		
Tool (mm)	0.8 x 4 | DNT11-0109		1.0 x 5.5 | DNT11-0111			
Ferrule	Page 78~79		Page 78~79			

Feed-through PID 4 Conductor Grounding Terminal Blocks



DP ..- TR-PE is a 4 port grounding terminal block with the same dimensions as the DP...-TR series, and fully compliant to IEC 60947-7-2. This series supports both the mechanical and the electrical functions of a PCTB by using it as a ground (PE) busbar.

DP..-TR-PE







	DP1.5-TR-PE		DP2.5-TR-PE		DP4-TR-PE	
Rated Data	**UL**	**IEC**	**UL**	**IEC**	**UL**	**IEC**
Rated Voltage (V)	300	500	600	800	600	800
Rated Current (A)						
Rated impulse voltage		6KV		8KV		8KV
Wire range (AWG/mm²)	26~14	0.14~1.5	26~12	0.14~2.5	24~10	0.2~4
Connection Capacity						
Max. Solid (mm²)		1.5		4		6
Max. Stranded (mm²)		1.5		2.5		4
General Data						
Stripping length (mm)	8		10		12	
Insulation material	PA		PA		PA	
T / W (mm)	3.5 / 69.5		5.1 / 72.6		6.1 / 80.4	
H / H on TS-35 (mm)	30.6 / 32		35.5 / 36.5		35.5 / 36.5	
Package	50		50		50	

Accessories	Part number	Package	Part number	Package	Part number	Package
End cover	DP1.5C-TR-YG	50	DP2.5C-TR-YG	50	DP4C-TR-YG	50
Partition plate	AKSPS-004	50	AKSPS-004	50	AKSPS-005	50
Plug-in bridge 2	DSD03-1.502	50	DSD01-2.502N	50	DSD01-402N	50
3	DSD03-1.503	50	DSD01-2.503N	50	DSD01-403N	50
4	DSD03-1.504	50	DSD01-2.504N	50	DSD01-404N	50
5	DSD03-1.505	10	DSD01-2.505N	10	DSD01-405N	10
10	DSD03-1.510	10	DSD01-2.510N	10	DSD01-410N	10
Test plug	0208-T004		0208-T001		0208-T002	
Spacer	0208-E004		0208-E001		0208-E002	
Marking label Center/Outer	TM46W / TM41W	10	TM47W / TM42W	10	TM48W / TM43W	10
DIN Rail	TS-35	20	TS-35	20	TS-35	20
Tool (mm)	0.4 x 2.5 | DNT11-0102		0.6 x 3.5 | DNT11-0107		0.8 x 4 | DNT11-0109	
Ferrule	Page 78~79		Page 78~79		Page 78~79	

Feed-through PID 4 Conductor Grounding Terminal Blocks

PID

DP ..- TR-PE is a 4 port grounding terminal block with the same dimensions as the DP...-TR series, and fully compliant to IEC 60947-7-2. This series supports both the mechanical and the electrical functions of a PCTB by using it as a ground (PE) busbar.

DP..-TR-PE



DP6-TR-PE		
Rated Data	**UL**	**IEC**
Rated Voltage (V)	600	1000
Rated Current (A)		
Rated impulse voltage		8KV
Wire range (AWG/mm²)	20~8	0.5~6
Connection Capacity		
Max. Solid (mm²)		10
Max. Stranded (mm²)		6
General Data		
Stripping length (mm)	12	
Insulation material	PA	
T / W (mm)	8 / 91.4	
H / H on TS-35 (mm)	41.7 / 43.5	
Package	50	
Part number		**Package**
DP6C-TR-YG		50
DSD01-602N		50
DSD01-603N		50
DSD01-604N		50
DSD01-605N		10
DSD01-610N		10
0208-T003		
0208-E003		
TM49W / TM44W		10
TS-35		20
0.8 x 4 | DNT11-0109		
Page 78~79		

Rated Data	UL	IEC
Connection Capacity		
General Data		
Part number		Package

Rated Data	UL	IEC
Connection Capacity		
General Data		
Part number		Package

Accessories

End cover

Plug-in bridge
2
3
4
5
10

Test plug

Spacer

Marking label Center/Outer

DIN Rail

Tool (mm)

Ferrule

Feed-through PID Bi-Level Grounding Terminal Blocks

PID

DPP ..-PE is a double layer grounding terminal block with the same dimensions as the DPP series, and fully compliant to IEC 60947-7-2. This series supports both the mechanical and the electrical functions of a PCTB by using it as a ground (PE) busbar.

DPP..-PE







DPP1.5-PE			DPP2.5-PE			DPP4-PE		
Rated Data	**UL**	**IEC**	**Rated Data**	**UL**	**IEC**	**Rated Data**	**UL**	**IEC**
Rated Voltage (V)	300	500	Rated Voltage (V)	300	500	Rated Voltage (V)	300	500
Rated Current (A)			Rated Current (A)			Rated Current (A)		
Rated impulse voltage		6KV	Rated impulse voltage		8KV	Rated impulse voltage		8KV
Wire range (AWG/mm²)	26~14	0.14~1.5	Wire range (AWG/mm²)	26~12	0.14~2.5	Wire range (AWG/mm²)	24~10	0.2~4
Connection Capacity			**Connection Capacity**			**Connection Capacity**		
Max. Solid (mm²)		1.5	Max. Solid (mm²)		4	Max. Solid (mm²)		6
Max. Stranded (mm²)		1.5	Max. Stranded (mm²)		2.5	Max. Stranded (mm²)		4
General Data			**General Data**			**General Data**		
Stripping length (mm)	8		Stripping length (mm)	10		Stripping length (mm)	12	
Insulation material	PA		Insulation material	PA		Insulation material	PA	
T / W (mm)	3.5 / 69		T / W (mm)	5.1/69		T / W (mm)	6.1 / 81	
H / H on TS-35 (mm)	41.2 / 42.7		H / H on TS-35 (mm)	46 / 47.5		H / H on TS-35 (mm)	46.5 / 47.5	
Package	100		Package	100		Package	50	
Part number		**Package**	**Part number**		**Package**	**Part number**		**Package**
DPP1.5C-YG		50	DPP2.5C-YG		50	DPP4C-YG		50
DSD03-1.502		50	DSD01-2.502N		50	DSD01-402N		50
DSD03-1.503		50	DSD01-2.503N		50	DSD01-403N		50
DSD03-1.504		50	DSD01-2.504N		50	DSD01-404N		50
DSD03-1.505		10	DSD01-2.505N		10	DSD01-405N		10
DSD03-1.510		10	DSD01-2.510N		10	DSD01-410N		10
0208-T004			0208-T001			0208-T002		
0208-E004			0208-E001			0208-E002		
- / TM41W		10	- / TM42W		10	- / TM43W		10
TS-35		20	TS-35		20	TS-35		20
0.4 x 2.5 | DNT11-0102			0.6 x 3.5 | DNT11-0107			0.8 x 4 | DNT11-0109		
Page 78~79			Page 78~79			Page 78~79		

Accessories

End cover

Plug-in bridge
2
3
4
5
10

Test plug

Spacer

Marking label Center/Outer

DIN Rail

Tool (mm)

Ferrule

PID Tri-Level Terminal Block with PE Foot



DP2.5-3L-L3PE is a triple layer terminal block, with two independent upper levels and a ground level through PE foot to the mounting rails. The structure saves space for systematic wiring of 3-core cable, including phase conductors, neutral (N) and ground (PE). This is advantageous for machine controls with external actuators, solenoid valves and limit switches.

DP..-3L-L3PE



DP2.5-3L-L3PE

Rated Data		UL	IEC
Rated Voltage	(V)	300	500
Rated Current	(A)	20	20
Rated impulse voltage			6KV
Wire range	(AWG/mm²)	26~12	0.14~2.5
Connection Capacity			
Max. Solid	(mm²)		4
Max. Stranded	(mm²)		2.5
General Data			
Stripping length	(mm)	10	
Insulation material		PA	
T / W	(mm)	5.1 / 102.7	
H / H on TS-35	(mm)	57.5 / 58.5	
Package		100	

Part number	Package
DP2.5C-3L	50
DSD01-2.502N	50
DSD01-2.503N	50
DSD01-2.504N	50
DSD01-2.505N	10
DSD01-2.510N	10
0208-T001	
0208-E001	
- / TM42W	10
TS-35	20
0.6 x 3.5 | DNT11-0107	
Page 78~79	

Rated Data		UL	IEC
Connection Capacity			
General Data			

Part number	Package

Rated Data		UL	IEC
Connection Capacity			
General Data			

Part number	Package

Accessories

End cover
Plug-in bridge
2
3
4
5
10
Test plug
Spacer
Marking label Center/Outer
DIN Rail
Tool (mm)
Ferrule

Sensor / Actuator Terminal Blocks

PID



DP2.5-ES is a sensor/actuator terminal block, and when paired with 0207-01xx connectors, it is a modular system of the distribution terminal block with integral cross-connection.

With the rapid growth of the automation industry, sensors for monitoring and measurements have become highly critical. Connecting DP2.5-ES with sensor / actuator is able to satisfy the wiring requirements for signal transmission in the industry.

DP..-ES



DP2.5-ES

Rated Data		UL	IEC
Rated Voltage	(V)	600	400
Rated Current	(A)	20	24
Rated impulse voltage			8KV
Wire range	(AWG/mm²)	26~12	0.14~2.5
Connection Capacity			
Max. Solid	(mm²)		4
Max. Stranded	(mm²)		2.5
General Data			
Stripping length	(mm)	10	
Insulation material		PA	
T / W	(mm)	5.08 / 68.5	
H / H on TS-35	(mm)	43.5 / 45	
Package		100	

Part number	Package
DP2.5C-ES	50
0207-01XX	
DSD01-2.502N	50
DSD01-2.503N	50
DSD01-2.504N	50
DSD01-2.505N	10
DSD01-2.510N	10
0208-T001	
0208-E001	
- / TM42W	10
TS-35	20
0.6 x 3.5 | DNT11-0107	
Page 78~79	

Accessories

End cover
Plug-in connector
Plug-in bridge
2
3
4
5
10
Test plug
Spacer
Marking label Center/Outer
DIN Rail
Tool (mm)
Ferrule

0207-01xx plug-in connector is a kit of sensor / actuator modular system. It is easy to be snapped into DP2.5-ES, which can satisfy the signal wiring requirements posed by automation now and into future.

0207-01XX

0207-01XX

Rated Data		UL	IEC
Rated Voltage		300	400
Rated Current		10	17.5
Rated impulse voltage			4KV
Wire range (AWG/mm²)		26~14	0.5~2.5
Connection Capacity			
Max. Solid	(mm²)		4
Max. Stranded	(mm²)		2.5
General Data			
Stripping length	(mm)	10	
Insulation material		PA	
T / W	(mm)	13.1 / 5.08x(P-1)+10.16	
H / H on TS-35	(mm)	16.5 / -	
Package		200	

Color	Part number	Package
■	0207-01XX-RD	200
■	0207-01XX	200

Part number	Package
0207-0101	200
0207-0105	200
0207-0109	200
0207-0111	200



DP2.5-ES with sensor / actuator is able to satisfy the wiring requirements for signal transmission in the industry.

PID Plug-in Connection Terminal Blocks

PID





DP2.5/1P is a plug-in type terminal block that enables signal transmission and power feeding function. The anti-vibration insertion force allows the plug to be firmly connected onto the terminal base. Current can be inputted from the both the base and the plug. It is equipped with a series of accessories such as plug, strain relief, latch and marking labels.

DP../1P

DP2.5/1P		
Rated Data	**UL**	**IEC**
Rated Voltage (V)	600	800
Rated Current (A)	20	24
Rated impulse voltage		6KV
Wire range (AWG/mm²)	26~12	0.14~2.5
Connection Capacity		
Max. Solid (mm²)		4
Max. Stranded (mm²)		2.5
General Data		
Stripping length (mm)	10	
Insulation material	PA	
T / W (mm)	5.08 / 51	
H / H on TS-35	35 / 36.5	
Package	100	

Accessories

	Part number	Package
End cover	DP2.5/1PC	50
Plug-in bridge 2	DSD01-2.502N	50
3	DSD01-2.503N	50
4	DSD01-2.504N	50
5	DSD01-2.505N	10
10	DSD01-2.510N	10
Test plug	0208-T001	
Spacer	0208-E001	
Marking label Center/Outer	TM47W / TM42W	10
DIN Rail	TS-35	20
Tool (mm)	0.6 x 3.5 | DNT11-0107	
Ferrule	Page 78~79	



DP2.5PG is a compact design plug at 5.08mm pitch, which can be pre-wired and directly plugged into DP2.5/1P for the application in control cabinet or switchgear. The strain relief can fix the wires and relieve the stress of the wires; and the latch that holds the plug onto the base terminal prevents it from coming loose.

DP..PG-XXP

DP2.5PG-XXP		
Rated Data	**UL**	**IEC**
Rated Voltage (V)	600	800
Rated Current (A)	20	24
Rated impulse voltage		8KV
Wire range (AWG/mm²)	26~12	0.14~2.5
Connection Capacity		
Max. Solid (mm²)		4
Max. Stranded (mm²)		2.5
General Data		
Stripping length (mm)	10	
Insulation material	PA	
T / W (mm)	-	
H / H on TS-35	-	
Package	-	

Accessories

	Part number	Package
	DP2.5PG-02P	100
	DP2.5PG-03P	100
	DP2.5PG-04P	50
	DP2.5PG-05P	50
	DP2.5PG-06P	50
	DP2.5PG-07P	50
	DP2.5PG-08P	50
Strain Relief	DP-PZ-02P DP-PZ-04P	
Latch	DP-PR	
Marking label Center/Outer	TM42W	10
Tool (mm)	0.6 x 3.5 | DNT11-0107	
Ferrule	Page 78~79	

Strain relief

02P	DP-PZ-02P
04P	DP-PZ-04P

Latch

DP-PR

Fuse and Disconnct Terminal Blocks

Fuse and disconnect terminal blocks can utilize the standard 5x20mm fuse through the fuse plug, DP-FU (5x20). This product takes the advantages of simple power distribution, flexible plug-in connection and user-friendly testing.

Fuse plug DP-FU(5x20) allows for a swift and simple process to install or replace the fuse, and can be easily inserted into the disconnect terminal block.

DP..-TFU





DP4-TFU		
Rated Data	**UL**	**IEC**
Rated Voltage (V)	300	400
Rated Current (A)	16	10
Rated impulse voltage		6KV
Wire range (AWG/mm²)	24~10	0.2~4
Connection Capacity		
Max. Solid (mm²)		6
Max. Stranded (mm²)		4
General Data		
Stripping length (mm)	12	
Insulation material	PA	
T / W (mm)	6.1 / 57	
H / H on TS-35 (mm)	35 / 36.5	
H of accessory (mm)	-	
Package	100	

DP4-TFU(5X20)		
Rated Data	**UL**	**IEC**
Rated Voltage (V)	300	400
Rated Current (A)	12	10
Rated impulse voltage		6KV
Wire range (AWG/mm²)	24~10	0.2~4
Connection Capacity		
Max. Solid (mm²)		6
Max. Stranded (mm²)		4
General Data		
Stripping length (mm)	12	
Insulation material	PA	
T / W (mm)	6.1 / 57	
H / H on TS-35 (mm)	35 / 36.5	
H of accessory (mm)	44	
Package	50	

Rated Data	**UL** / **IEC**
Connection Capacity	
General Data	

Accessories

	DP4-TFU Part number	Package	DP4-TFU(5X20) Part number	Package
End cover	DP4C-TFU	50	DP4C-TFU	50
Plug-in bridge 2	DSD01-402N	50	DSD01-402N	50
3	DSD01-403N	50	DSD01-403N	50
4	DSD01-404N	50	DSD01-404N	50
5	DSD01-405N	10	DSD01-405N	10
10	DSD01-410N	10	DSD01-410N	10
Test plug	0208-T002		0208-T002	
Spacer	0208-E002		0208-E002	
Fuse			FUK6.3A-01	
Marking label Center/Outer	- / TM43W	10	- / TM43W	10
DIN Rail	TS-35	20	TS-35	20
Tool (mm)	0.8 x 4 | DNT11-0109		0.8 x 4 | DNT11-0109	
Ferrule	Page 78~79		Page 78~79	

Fuse size 5X20

Part Number	Current (A)
FUK1A-01	1
FUK2A-01	2
FUK6.3A-01	6.3

Fuse Plug

DP-FU(5X20)

Test Disconnect Terminal Blocks

Test disconnect terminal blocks are designed specifically for the secondary circuit of current transformers. DPTL6 and DPTD6 can be easily designed with fixed bridges, switch bars and 4mmø test plugs as a simple detection circuit.

There is a lever to connect or disconnect the connection of the terminal block, and a 4mmø test probe can be used to check the signal inside the circuit. Less space is required to connect multiple measuring devices or protective relays.

DPT..



DPTD6		
Rated Data	**UL**	**IEC**
Rated Voltage (V)	300	500
Rated Current (A)	15	17.5
Rated impulse voltage		6KV
Wire range (AWG/mm²)	26~14	0.5~6
Connection Capacity		
Max. Solid (mm²)		10
Max. Stranded (mm²)		6
General Data		
Stripping length (mm)	12	
Insulation material	PA	
T / W (mm)	8 / 103.2	
H / H on TS-35 (mm)	47.7 / 50	
Package	40	



DPTL6		
Rated Data	**UL**	**IEC**
Rated Voltage (V)	300	500
Rated Current (A)	15	17.5
Rated impulse voltage		6KV
Wire range (AWG/mm²)	26~14	0.5~6
Connection Capacity		
Max. Solid (mm²)		10
Max. Stranded (mm²)		6
General Data		
Stripping length (mm)	12	
Insulation material	PA	
T / W (mm)	8 / 103.2	
H / H on TS-35 (mm)	47.7 / 50	
Package	40	

Rated Data	**UL** / **IEC**
Connection Capacity	
General Data	

Accessories

	Part number	Package
End cover	DPTD6C	50
Plug-in bridge 2	DSD01-602N	50
3	DSD01-603N	50
4	DSD01-604N	50
5	DSD01-605N	10
10	DSD01-610N	10
Test plug	0208-T003	
Spacer	0208-E003	
Marking label Center/Outer	TM49W / TM44W	10
DIN Rail	TS-35	20
Tool (mm)	0.8 x 4 | DNT11-0109	
Ferrule	Page 78~79	

	Part number	Package
End cover	DPTD6C	50
Plug-in bridge 2	DSD01-602N	50
3	DSD01-603N	50
4	DSD01-604N	50
5	DSD01-605N	10
10	DSD01-610N	10
Test plug	0208-T003	
Spacer	0208-E003	
Marking label Center/Outer	TM49W / TM44W	10
DIN Rail	TS-35	20
Tool (mm)	0.8 x 4 | DNT11-0109	
Ferrule	Page 78~79	

Diode Terminal Blocks



DPTD series is a diode terminal block that is used for a fast and reliable protection against reversed currents. Although standard products can generally be used in AC applications, a more specific approach is required for DC applications, such as photovoltaic applications.

DPTD6..



DPTD6-D05		
Rated Data	**UL**	**IEC**
Rated Voltage (V)	600	1000
Rated Current (A)	1.3	1.3
Rated impulse voltage		8KV
Wire range (AWG/mm²)	20~8	0.5~6
Connection Capacity		
Max. Solid (mm²)		10
Max. Stranded (mm²)		6
General Data		
Stripping length (mm)	12	
Insulation material	PA	
T / W (mm)	8 / 103.2	
H / H on TS-35 (mm)	47.7 / 50	
Package	40	



DPTD6-D06		
Rated Data	**UL**	**IEC**
Rated Voltage (V)	600	1000
Rated Current (A)	1.3	1.3
Rated impulse voltage		8KV
Wire range (AWG/mm²)	20~8	0.5~6
Connection Capacity		
Max. Solid (mm²)		10
Max. Stranded (mm²)		6
General Data		
Stripping length (mm)	12	
Insulation material	PA	
T / W (mm)	8 / 103.2	
H / H on TS-35 (mm)	47.7 / 50	
Package	40	

Rated Data	**UL** / **IEC**
Connection Capacity	
General Data	

Accessories

	Part number	Package
End cover	DPTD6C	50
Plug-in bridge 2	DSD01-602N	50
3	DSD01-603N	50
4	DSD01-604N	50
5	DSD01-605N	10
10	DSD01-610N	10
Test plug	0208-T003	
Spacer	0208-E003	
Marking label Center/Outer	TM49W / TM44W	10
DIN Rail	TS-35	20
Tool (mm)	0.8 x 4 | DNT11-0109	
Ferrule	Page 78~79	

	Part number	Package
End cover	DPTD6C	50
Plug-in bridge 2	DSD01-602N	50
3	DSD01-603N	50
4	DSD01-604N	50
5	DSD01-605N	10
10	DSD01-610N	10
Test plug	0208-T003	
Spacer	0208-E003	
Marking label Center/Outer	TM49W / TM44W	10
DIN Rail	TS-35	20
Tool (mm)	0.8 x 4 | DNT11-0109	
Ferrule	Page 78~79	

Feed-Through Screw Connection Terminal Blocks



- Potential power distribution can be arranged using various pluggable insertion bridge and screw-on bridge.
- IEC 60947-7-1 & UL 1059 compliance.

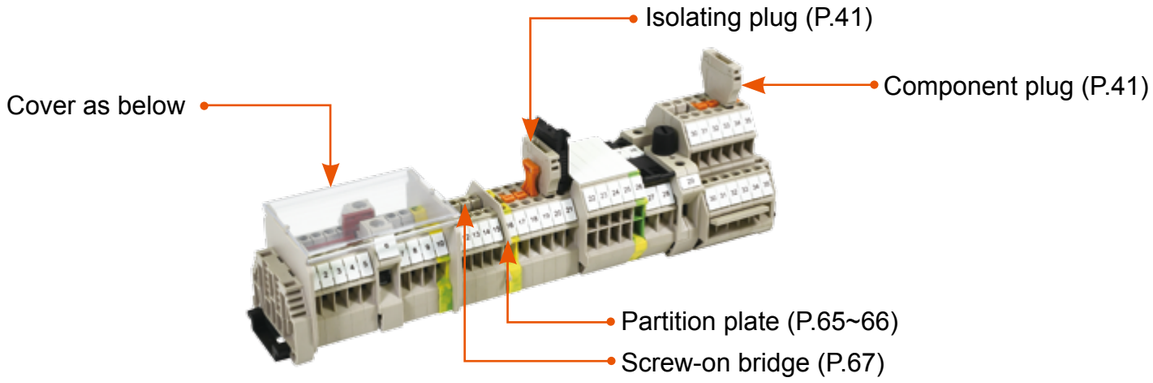

Cover

DKBC60-1000

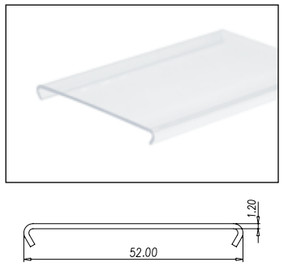

DKBC100-1000

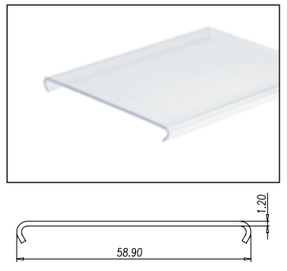

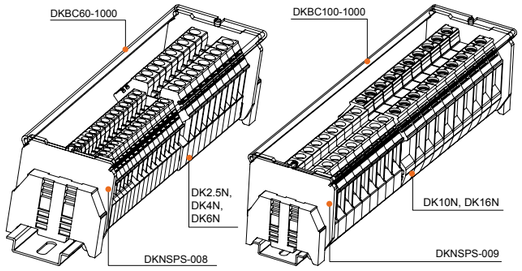

Part numer	Compatible Product	Package
DKBC60-1000	DKNSPS-008	120
DKBC100-1000	DKNSPS-009	100



DK..N series is a screw type terminal block, which wire cage is designed for large wiring contact, vibration proof and high reliability, suitable for wire sizes from 2.5 mm² to 35mm². Power distribution can be adjusted using top and side insertion bridge. Complete set of accessories is available for identification and bridging applications.

DK..N



DK2.5N

Rated Data		UL	IEC
Rated Voltage	(V)	600	1000
Rated Current	(A)	20	24
Rated impulse voltage			8KV
Wire range (AWG/mm²)		22~12	0.34~2.5
Connection Capacity			
Max. Solid (mm²)			4
Max. Stranded (mm²)			2.5
General Data			
Torque (N.m)		0.4	0.4
Screw thread		M2.5	
Stripping length (mm)		9~11	
Insulation material		PA	
T / W (mm)		5.1/40.7	
H / H on TS-35		40.9 / 41.8	
Package		100	

Color	Part number	Package
■	DP2.5N-RD	100
■	DP2.5N-BL	100

	Part number	Package
End cover	DK4NC	50
Partition plate	DKNSPS-005 DKNSPS-008	50 50
Separating disk	DKNSPS-001	50
Plug-in bridge 2 3 4 5 10	DSS2.5N-02P DSS2.5N-03P DSS2.5N-04P DSS2.5N-05P DSS2.5N-10P	50 50 50 10 10
Insertion bridge 2 3 4 5 10	CSC-2.502PN CSC-2.503PN CSC-2.504PN CSC-2.505PN CSC-2.510PN	50 50 50 10 10
Test plug	0175-T002	100
Lever	0175L1	
Safety cap	DK2.5N-KP	50
Marking label	TM47W	10
DIN Rail	TS-35	20
Tool (mm)	#0 / 3.0 | DNT11-0201	

DK4N

Rated Data		UL	IEC
Rated Voltage	(V)	600	1000
Rated Current	(A)	30	32
Rated impulse voltage			8KV
Wire range (AWG/mm²)		22~10	0.34~4
Connection Capacity			
Max. Solid (mm²)			6
Max. Stranded (mm²)			4
General Data			
Torque (N.m)		0.6	0.5
Screw thread		M3	
Stripping length (mm)		9~11	
Insulation material		PA	
T / W (mm)		6.1/40.7	
H / H on TS-35		40.9 / 41.8	
Package		100	

Color	Part number	Package
■	DP4N-RD	100
■	DP4N-BL	100

	Part number	Package
End cover	DK4NC	50
Partition plate	DKNSPS-005 DKNSPS-008	50 50
Separating disk	DKNSPS-001	50
Plug-in bridge 2 3 4 5 10	DSS4N-02P DSS4N-03P DSS4N-04P DSS4N-05P DSS4N-10P	50 50 50 10 10
Insertion bridge 2 3 4 5 10	CSC-402PN CSC-403PN CSC-404PN CSC-405PN CSC-410PN	50 50 50 10 10
Test plug		
Lever		
Safety cap	DK4N-KP	50
Marking label	TM48W	10
DIN Rail	TS-35	20
Tool (mm)	#0 / 3.0 | DNT11-0201	

DK6N

Rated Data		UL	IEC
Rated Voltage	(V)	600	1000
Rated Current	(A)	50	41
Rated impulse voltage			8KV
Wire range (AWG/mm²)		20~8	0.5~6
Connection Capacity			
Max. Solid (mm²)			10
Max. Stranded (mm²)			6
General Data			
Torque (N.m)		1.2	1.2
Screw thread		M4	
Stripping length (mm)		12~14	
Insulation material		PA	
T / W (mm)		8/43.3	
H / H on TS-35		46.3 / 47.3	
Package		100	

Color	Part number	Package
■	DP6N-RD	100
■	DP6N-BL	100

	Part number	Package
End cover	DK6NC	50
Partition plate	DKNSPS-008	50
Separating disk	DKNSPS-002	50
Plug-in bridge 2 3 4 5 10	DSS6N-02P DSS6N-03P DSS6N-04P DSS6N-05P DSS6N-10P	50 50 50 10 10
Insertion bridge 2 3 4 5 10	CSC-602PN CSC-603PN CSC-604PN CSC-605PN CSC-610PN	50 50 50 10 10
Test plug		
Lever		
Safety cap		
Marking label	TM49W	10
DIN Rail	TS-35	20
Tool (mm)	#1 / 5.0 | DNT11-0202	

Test plug

0175-T002

Lever

0175L1

Application









DK..N series is a screw type terminal block, which wire cage is designed for large wiring contact, vibration proof and high reliability, suitable for wire sizes from 2.5 mm² to 35mm². Power distribution can be adjusted using top and side insertion bridge. Complete set of accessories is available for identification and bridging applications.

DK..N

DK10N		UL	IEC
Rated Data			
Rated Voltage	(V)	600	1000
Rated Current	(A)	60	57
Rated impulse voltage			8KV
Wire range	(AWG/mm²)	20~6	0.5~10
Connection Capacity			
Max. Solid	(mm²)		16
Max. Stranded	(mm²)		10
General Data			
Torque	(N.m)	1.3	1.2
Screw thread		M4	
Stripping length	(mm)	12~14	
Insulation material		PA	
T / W	(mm)	10 / 43.2	
H / H on TS-35	(mm)	49.3 / 50.2	
Package		50	

Color	Part number	Package
■	DK10N-RD	50
■	DK10N-BL	50
	Part number	**Package**
	DK10NC	50
	DKNSPS-009	
	DKNSPS-002	50
	DSS10N-02P DSS10N-03P DSS10N-04P DSS10N-05P DSS10N-10P	10
	CSC-1002PN CSC-1003PN CSC-1004PN CSC-1005PN CSC-1010PN	10
	DK10N-KP	50
	TM49W	10
	TS-35	20
	#1 / 5.0 | DNT11-0202	

DK16H		UL	IEC
Rated Data			
Rated Voltage	(V)	600	1000
Rated Current	(A)	100	101
Rated impulse voltage			8KV
Wire range	(AWG/mm²)	14~3	1.5~25
Connection Capacity			
Max. Solid	(mm²)		25
Max. Stranded	(mm²)		25
General Data			
Torque	(N.m)	2.5~3.4	2
Screw thread		M5	
Stripping length	(mm)	13~15	
Insulation material		PA	
T / W	(mm)	12 / 48	
H / H on TS-35	(mm)	51.3 / 52.2	
Package		50	

Color	Part number	Package
■	DK16H-RD	50
■	DK16H-BL	50
	Part number	**Package**
	DK16HC	50
	DKNSPS-003	50
	CSC-1602P CSC-1603P CSC-1604P CSC-1605P CSC-1610P	10
	DS16-02P DS16-03P DS16-04P DS16-05P DS16-10P	50 50 50 10 10
	TM49W	10
	TS-35	20
⊖	1.0 x 5.5 | DNT11-0111	

DK35H		UL	IEC
Rated Data			
Rated Voltage	(V)	600	1000
Rated Current	(A)	150	150
Rated impulse voltage			8KV
Wire range	(AWG/mm²)	12~1/0	2.5~50
Connection Capacity			
Max. Solid	(mm²)		50
Max. Stranded	(mm²)		50
General Data			
Torque	(N.m)	3.5~6.9	6.9
Screw thread		M6	
Stripping length	(mm)	16~18	
Insulation material		PA	
T / W	(mm)	16 / 53	
H / H on TS-35	(mm)	60.3 / 61.2	
Package		50	

Color	Part number	Package
■	DK35H-RD	50
■	DK35H-BL	50
	Part number	**Package**
	DKNSPS-004	50
	CSC-3502P CSC-3503P CSC-3504P CSC-3505P CSC-3510P	10
	DS35-02P DS35-03P DS35-04P DS35-05P DS35-10P	10 10 10 10 10
	TM49W	10
	TS-35	20
⊖	1.0 x 5.5 | DNT11-0111	

Accessories

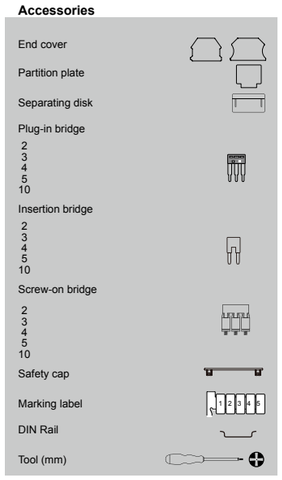

＊According to UL :

■ Without jumper 600V/100A at torque value 2.5~3.4Nm

■ With jumper DS16 :
600V/95A at torque value 2.5Nm；
600V/100A at torque value 3.4Nm

■ With jumper CSC-16：
600V/90A at torque value 2.5Nm；
600V/100A at torque value 3.4Nm









DK.. series is a screw type terminal block, with its wire cage is designed for large wiring contact, vibration proof and high reliability, suitable for wire sizes from 50mm² to 240mm². The wire entry hole allows lugs that are within the nominal cross section to be used.

DK..

DK50		UL	IEC
Rated Data			
Rated Voltage	(V)	600	1000
Rated Current	(A)	150	150
Rated impulse voltage			8KV
Wire range	(AWG/mm²)	6~1/0	16~50
Connection Capacity			
Max. Stranded	(mm²)		50
General Data			
Torque	(N.m)	5.6	
Screw thread		M6	
Stripping length	(mm)	25~30	
Insulation material		PA	
T / W	(mm)	20 / 70.5	
H / H on TS-35	(mm)	75.8 / 76.7	
Package		20	

Color	Part number	Package
■	DK50-RD	20
■	DK50-BL	20
	Part number	**Package**
	CSC-5002P CSC-5003P	10 10
	TM49W	10
	TS-35	20
	5mm	

DK95		UL	IEC
Rated Data			
Rated Voltage	(V)	600	1000
Rated Current	(A)	230	232
Rated impulse voltage			8KV
Wire range	(AWG/mm²)	2~4/0	35~95
Connection Capacity			
Max. Stranded	(mm²)		95
General Data			
Torque	(N.m)	10	
Screw thread		M8	
Stripping length	(mm)	30~35	
Insulation material		PA	
T / W	(mm)	32.2 / 80	
H / H on TS-35	(mm)	88.5 / 89.4	
Package		20	

Color	Part number	Package
■	DK95-RD	20
■	DK95-BL	20
	Part number	**Package**
	CSC-9502P CSC-9503P	10 10
	TM49W	10
	TS-35	20
	6mm	

DK150		UL	IEC
Rated Data			
Rated Voltage	(V)	600	1000
Rated Current	(A)	275	309
Rated impulse voltage			8KV
Wire range	(AWG/mm²)	2~300kcmil	35~150
Connection Capacity			
Max. Stranded	(mm²)		150
General Data			
Torque	(N.m)	19	
Screw thread		M10	
Stripping length	(mm)	30~40	
Insulation material		PA	
T / W	(mm)	38 / 93	
H / H on TS-35	(mm)	108.1 / 109	
Package		5	

Color	Part number	Package
	CSC-15002P CSC-15003P	10 10
	TM49W	10
	TS-35	20
	8mm	

Accessories

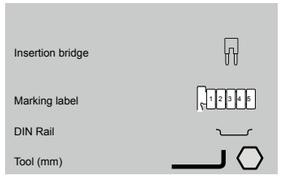



Easy to release from rail.

Feed-through Screw Terminal Blocks



DK.. series is a screw type terminal block, with its wire cage is designed for large wiring contact, vibration proof and high reliability, suitable for wire sizes from 50mm² to 240mm².
The wire entry hole allows lugs that are within the nominal cross section to be used.

DK..

DK240								
Rated Data		**UL**	**IEC**	**Rated Data**		**UL**	**IEC**	**Rated Data**		**UL**	**IEC**
Rated Voltage	(V)	600	1000								
Rated Current	(A)	370	415								
Rated impulse voltage			8KV								
Wire range	(kcmil/mm²)	300~500	95~240								
Connection Capacity				**Connection Capacity**				**Connection Capacity**			
Max. Stranded	(mm²)		240								
General Data				**General Data**				**General Data**			
Torque	(N.m)	19									
Screw thread		M10									
Stripping length	(mm)	30~40									
Insulation material		PA									
T / W	(mm)	43 / 93									
H / H on TS-35	(mm)	125.1 / 126									
Package		10									
	Part number		**Package**		**Part number**		**Package**		**Part number**		**Package**
	CSC-24002P CSC-24003P		10 10								
	TM49W		10								
	TS-35		20								
	8mm										

Accessories

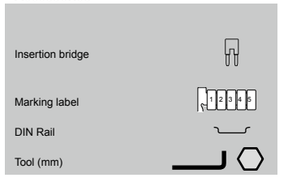



Feed-through Screw 3 Conductor Terminal Blocks









DK..N-TN is a 3 port screw type terminal block. Designed with a solid structure and high reliability to meet the vibration and harsh thermal variation requirement.
With plug-in bridge, DK..N-TN can connect two or more terminal blocks in parallel.
Marking labels are compatible for clear identification

DP..N-TN

DK2.5N-TN			DK4N-TN			DK6N-TN		
Rated Data	**UL**	**IEC**	**Rated Data**	**UL**	**IEC**	**Rated Data**	**UL**	**IEC**
Rated Voltage (V)	600	1000	Rated Voltage (V)	600	800	Rated Voltage (V)	600	1000
Rated Current (A)	20	24	Rated Current (A)	30	32	Rated Current (A)	50	41
Rated impulse voltage		8KV	Rated impulse voltage		8KV	Rated impulse voltage		8KV
Wire range (AWG/mm²)	22~12	0.14~2.5	Wire range (AWG/mm²)	22~10	0.14~4	Wire range (AWG/mm²)	20~8	0.5~6
Connection Capacity			**Connection Capacity**			**Connection Capacity**		
Max. Solid (mm²)		4	Max. Solid (mm²)		6	Max. Solid (mm²)		10
Max. Stranded (mm²)		2.5	Max. Stranded (mm²)		4	Max. Stranded (mm²)		6
General Data			**General Data**			**General Data**		
Torque (N.m)	0.4		Torque (N.m)	0.6		Torque (N.m)	1.2	
Screw thread	M2.5		Screw thread	M3		Screw thread	M4	
Stripping length (mm)	9~11		Stripping length (mm)	9~11		Stripping length (mm)	12~14	
Insulation material	PA		Insulation material	PA		Insulation material	PA	
T / W (mm)	5.1 / 48.7		T / W (mm)	6.1 / 48.7		T / W (mm)	8 / 55.2	
H / H on TS-35 (mm)	48.5 / 49.4		H / H on TS-35 (mm)	48.5 / 49.4		H / H on TS-35 (mm)	58.1 / 59.1	
Package	100		Package	100		Package	100	
Color	**Part number**	**Package**	**Color**	**Part number**	**Package**	**Color**	**Part number**	**Package**
■	DK2.5N-TN-RD	100	■	DK4N-TN-RD	100	■	DK6N-TN-RD	100
■	DK2.5N-TN-BL	100	■	DK4N-TN-BL	100	■	DK6N-TN-BL	100
	Part number	**Package**		**Part number**	**Package**		**Part number**	**Package**
	DK2.5NC-TN	50		DK2.5NC-TN	50		DK6NC-TN	50
	DKNSPS-001	50		DKNSPS-001	50		DKNSPS-002	50
	DSS2.5N-02P DSS2.5N-03P DSS2.5N-04P DSS2.5N-05P DSS2.5N-10P	50 50 50 10 10		DSS4N-02P DSS4N-03P DSS4N-04P DSS4N-05P DSS4N-10P	50 50 50 10 10		DSS6N-02P DSS6N-03P DSS6N-04P DSS6N-05P DSS6N-10P	50 50 50 10 10
	CSC-2.502PN CSC-2.503PN CSC-2.504PN CSC-2.505PN CSC-2.510PN	50 50 50 10 10		CSC-402PN CSC-403PN CSC-404PN CSC-405PN CSC-410PN	50 50 50 10 10		CSC-602PN CSC-603PN CSC-604PN CSC-605PN CSC-610PN	50 50 50 10 10
	0175-T002							
	0175L1							
				DK4N-TN-KP	10			
	TM47W	10		TM48W	10		TM49W	10
	TS-35	20		TS-35	20		TS-35	20
	#0 / 3.0 | DNT11-0201			#0 / 3.0 | DNT11-0201			#1 / 5.0 | DNT11-0202	

Accessories

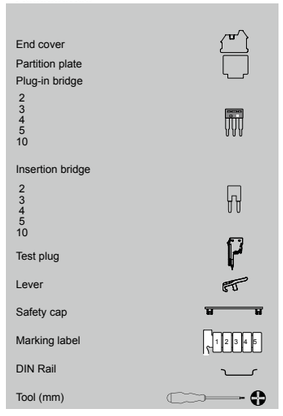



Screw Connection

Feed-through Screw 3 Conductor Terminal Blocks

DK..N-TN is a 3 port screw type terminal block. Designed with a solid structure and high reliability to meet the vibration and harsh thermal variation requirement.
With plug-in bridge, DK..N-TN can connect two or more terminal blocks in parallel.
Marking labels are compatible for clear identification

DP..N-TN



DK10N-TN

Rated Data		UL	IEC
Rated Voltage	(V)	600	1000
Rated Current	(A)	60	57
Rated impulse voltage			8KV
Wire range	(AWG/mm²)	20~6	0.5~10
Connection Capacity			
Max. Solid	(mm²)		16
Max. Stranded	(mm²)		10
General Data			
Torque	(N.m)	1.3	
Screw thread		M4	
Stripping length	(mm)	12~14	
Insulation material		PA	
T / W	(mm)	10 / 55.6	
H / H on TS-35	(mm)	62.7 / 63.7	
Package		75	

Color	Part number	Package
■	DK10N-TN-RD	75
■	DK10N-TN-BL	75

Part number	Package
DK10NC-TN	50
DKNSPS-001	50
DSS10N-02P	50
DSS10N-03P	50
DSS10N-04P	50
DSS10N-05P	10
DSS10N-10P	10
CSC-1002PN	50
CSC-1003PN	50
CSC-1004PN	50
CSC-1005PN	10
CSC-1010PN	10
TM49W	10
TS-35	20
#1 / 5.0 | DNT11-0202	

Rated Data	UL	IEC
Connection Capacity		
General Data		

Color	Part number	Package

Part number	Package

Rated Data	UL	IEC
Connection Capacity		
General Data		

Color	Part number	Package

Part number	Package

Accessories

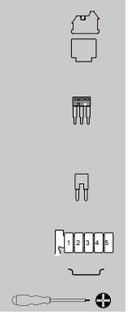

End cover
Partition plate
Plug-in bridge
2
3
4
5
10
Insertion bridge
2
3
4
5
10
Marking label
DIN Rail
Tool (mm)

Feed-through Screw 4 Conductor Terminal Blocks



DK..N-TR is a 4 port screw type terminal block. This is suitable for compact power distribution through two terminal points on each side. Designed with a solid structure and high reliability to meet the vibration and harsh thermal variation requirement.
With plug-in bridge, DK..N-TR can connect two or more terminal blocks in parallel.
Marking labels are compatible for clear identification

DK..N-TR



DK2.5N-TR

Rated Data		UL	IEC
Rated Voltage	(V)	600	1000
Rated Current	(A)	20	24
Rated impulse voltage			8KV
Wire range	(AWG/mm²)	22~12	0.14~2.5
Connection Capacity			
Max. Solid	(mm²)		4
Max. Stranded	(mm²)		2.5
General Data			
Torque	(N.m)	0.4	
Screw thread		M2.5	
Stripping length	(mm)	9~11	
Insulation material		PA	
T / W	(mm)	5.1 / 54.8	
H / H on TS-35	(mm)	48.5 / 49.4	
Package		100	

Color	Part number	Package
■	DK2.5N-TR-RD	100
■	DK2.5N-TR-BL	100

Part number	Package
DK2.5NC-TR	50
DKNSPS-001	50
DSS2.5N-02P	50
DSS2.5N-03P	50
DSS2.5N-04P	50
DSS2.5N-05P	10
DSS2.5N-10P	10
CSC-2.502PN	50
CSC-2.503PN	50
CSC-2.504PN	50
CSC-2.505PN	10
CSC-2.510PN	10
0175-T002	
0175L1	
DK2.5N-TR-KP	10
TM47W	10
TS-35	20
#0 / 3.0 | DNT11-0201	

DK4N-TR

Rated Data		UL	IEC
Rated Voltage	(V)	600	800
Rated Current	(A)	30	32
Rated impulse voltage			8KV
Wire range	(AWG/mm²)	22~10	0.14~4
Connection Capacity			
Max. Solid	(mm²)		6
Max. Stranded	(mm²)		4
General Data			
Torque	(N.m)	0.6	
Screw thread		M3	
Stripping length	(mm)	9~11	
Insulation material		PA	
T / W	(mm)	6.1 / 54.8	
H / H on TS-35	(mm)	48.5 / 49.4	
Package		100	

Color	Part number	Package
■	DK4N-TR-RD	100
■	DK4N-TR-BL	100

Part number	Package
DK2.5NC-TR	50
DKNSPS-001	50
DSS4N-02P	50
DSS4N-03P	50
DSS4N-04P	50
DSS4N-05P	10
DSS4N-10P	10
CSC-402PN	50
CSC-403PN	50
CSC-404PN	50
CSC-405PN	10
CSC-410PN	10
DK4N-TR-KP	10
TM48W	10
TS-35	20
#0 / 3.0 | DNT11-0201	

Rated Data	UL	IEC
Connection Capacity		
General Data		

Color	Part number	Package

Part number	Package

Accessories

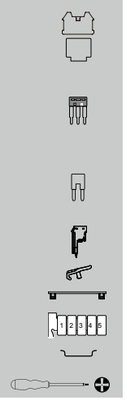

End cover
Partition plate
Plug-in bridge
2
3
4
5
10
Insertion bridge
2
3
4
5
10
Test plug
Lever
Safety cap
Marking label
DIN Rail
Tool (mm)







DKK..N is a double layer screw type terminal block, with each layer connecting independently. This reduces the installation space requirement by 50%. Each layer can be further bridged in parallel and labeled for identification. Test plugs can be used for testing and measurement purpose.

DKK..N

	DKK2.5N		DKK4N		
Rated Data	**UL**	**IEC**	**UL**	**IEC**	**UL** / **IEC**
Rated Voltage (V)	600	400	600	800	
Rated Current (A)	20	24	30	32	
Rated impulse voltage		8KV		8KV	
Wire range (AWG/mm²)	22~12	0.34~2.5	22~10	0.34~4	
Connection Capacity					
Max. Solid (mm²)		4		6	
Max. Stranded (mm²)		2.5		4	
General Data					
Torque (N.m)	0.4		0.6		
Screw thread	M2.5		M3		
Stripping length (mm)	9~11		9~11		
Insulation material	PA		PA		
T / W (mm)	5.1 / 71.5		6.1 / 71.5		
H / H on TS-35 (mm)	62.2 / 63		62.2 / 63		
Package	100		100		

Color	Part number	Package	Color	Part number	Package	Color	Part number	Package
■	DKK2.5N-RD	100	■	DKK4N-RD	100			
■	DKK2.5N-BL	100	■	DKK4N-BL	100			

Accessories

	Part number	Package	Part number	Package	Part number	Package
End cover	DKK2.5NC	50	DKK2.5NC	50		
Separating disk	DKNSPS-001	50	DKNSPS-001	50		
Plug-in bridge 2	DSS2.5N-02P	50	DSS4N-02P	50		
3	DSS2.5N-03P	50	DSS4N-03P	50		
4	DSS2.5N-04P	50	DSS4N-04P	50		
5	DSS2.5N-05P	10	DSS4N-05P	10		
10	DSS2.5N-10P	10	DSS4N-10P	10		
Insertion bridge 2	CSC-2.502PN	50	CSC-402PN	50		
3	CSC-2.503PN	50	CSC-403PN	50		
4	CSC-2.504PN	50	CSC-404PN	50		
5	CSC-2.505PN	10	CSC-405PN	10		
10	CSC-2.510PN	10	CSC-410PN	10		
Test plug	0175-T002					
Lever	0175L1					
Marking label	TM47W	10	TM48W	10		
DIN Rail	TS-35	20	TS-35	20		
Tool (mm)	#0 / 3.0 | DNT11-0201		#0 / 3.0 | DNT11-0201			







DKK..N-PV offers a safe connection option for equipotential bonding. The four contacts are interconnected, and corresponding marking labels on the housing can identify the potential distribution. For testing and measurement purpose, the test plugs 0175-T.. series can be connected well.

DKK..N-PV

	DKK2.5N-PV		DKK4N-PV		
Rated Data	**UL**	**IEC**	**UL**	**IEC**	**UL** / **IEC**
Rated Voltage (V)	600	400	600	800	
Rated Current (A)	20	24	30	32	
Rated impulse voltage		8KV		8KV	
Wire range (AWG/mm²)	22~12	0.34~2.5	22~10	0.34~4	
Connection Capacity					
Max. Solid (mm²)		4		6	
Max. Stranded (mm²)		2.5		4	
General Data					
Torque (N.m)	0.4		0.6		
Screw thread	M2.5		M3		
Stripping length (mm)	9~11		9~11		
Insulation material	PA		PA		
T / W (mm)	5.1 / 71.5		6.1 / 71.5		
H / H on TS-35 (mm)	62.2 / 63		62.2 / 63		
Package	100		100		

Color	Part number	Package	Color	Part number	Package	Color	Part number	Package
■	DKK2.5N-PV-RD	100	■	DKK4N-PV-RD	100			
■	DKK2.5N-PV-BL	100	■	DKK4N-PV-BL	100			

Accessories

	Part number	Package	Part number	Package	Part number	Package
End cover	DKK2.5NC	50	DKK2.5NC	50		
Separating disk	DKNSPS-001	50	DKNSPS-001	50		
Plug-in bridge 2	DSS2.5N-02P	50	DSS4N-02P	50		
3	DSS2.5N-03P	50	DSS4N-03P	50		
4	DSS2.5N-04P	50	DSS4N-04P	50		
5	DSS2.5N-05P	10	DSS4N-05P	10		
10	DSS2.5N-10P	10	DSS4N-10P	10		
Insertion bridge 2	CSC-2.502PN	50	CSC-402PN	50		
3	CSC-2.503PN	50	CSC-403PN	50		
4	CSC-2.504PN	50	CSC-404PN	50		
5	CSC-2.505PN	10	CSC-405PN	10		
10	CSC-2.510PN	10	CSC-410PN	10		
Test plug	0175-T002					
Lever	0175L1					
Marking label	TM47W	10	TM48W	10		
DIN Rail	TS-35	20	TS-35	20		
Tool (mm)	#0 / 3.0 | DNT11-0201		#0 / 3.0 | DNT11-0201			









DK..N- PE is a grounding terminal block with the same dimensions as the DK..N series, and fully compliant with IEC 60947-7-2. This series supports both the mechanical and the electrical functions of a PCTB by using it as a ground (PE) busbar.

DK..N-PE

	DK2.5N-PE		DK4N-PE		DK6N-PE	
Rated Data	**UL**	**IEC**	**UL**	**IEC**	**UL**	**IEC**
Rated Voltage (V)						
Rated Current (A)						
Rated impulse voltage		8KV		8KV		8KV
Wire range (AWG/mm²)	28~12	0.14~2.5	28~10	0.14~4	20~8	0.2~6
Connection Capacity						
Max. Solid (mm²)		4		6		10
Max. Stranded (mm²)		2.5		4		6
General Data						
Torque (N.m)	0.4		0.6		1.2	
Screw thread	M2.5		M3		M4	
Stripping length (mm)	8~10		8~10		11~13	
Insulation material	PA		PA		PA	
T / W (mm)	5.1 /45.4		6.1 / 45.4		8 / 46.4	
H / H on TS-35 (mm)	40.7 / 41.8		40.7 / 41.8		45.7 / 47.2	
Package	100		100		50	
	Part number	**Package**	**Part number**	**Package**	**Part number**	**Package**
	DK2.5NC-PE	50	DK2.5NC-PE	50	DK6NC-PE	50
	TM47W	10	TM48W	10	TM49W	10
	TS-35	20	TS-35	20	TS-35	20
	#0 / 3.0 | DNT11-0201		#0 / 3.0 | DNT11-0201		#1 / 5.0 | DNT11-0202	

Accessories

End cover

Marking label

DIN Rail

Tool (mm)







DK..N- PE is a grounding terminal block with the same dimensions as the DK..N series, and fully compliant with IEC 60947-7-2. This series supports both the mechanical and the electrical functions of a PCTB by using it as a ground (PE) busbar.

DK..N-PE

	DK10N-PE		DK16N-PE		
Rated Data	**UL**	**IEC**	**UL**	**IEC**	**Rated Data UL IEC**
Rated Voltage (V)					
Rated Current (A)					
Rated impulse voltage		8KV		8KV	
Wire range (AWG/mm²)	20~6	0.5~10	14~3	1.5~16	
Connection Capacity					**Connection Capacity**
Max. Solid (mm²)		16		25	
Max. Stranded (mm²)		10		16	
General Data					**General Data**
Torque (N.m)	2.5	4	2.5		
Screw thread	M4		M5		
Stripping length (mm)	12~14		14~16		
Insulation material	PA		PA		
T / W (mm)	10 / 47.15		12 / 52		
H / H on TS-35 (mm)	48.8 / 50.2		50.9 / 52.2		
Package	50		50		
	Part number	**Package**	**Part number**	**Package**	**Part number Package**
	DK10NC-PE	50	DK16NC-PE	50	
	TM49W	10	TM49W	10	
	TS-35	20	TS-35	20	
	#1 / 5.0 | DNT11-0202		1.0 x 5.5 | DNT11-0111		

Accessories

End cover

Marking label

DIN Rail

Tool (mm)

Feed-through Screw 3 Conductor Grounding Terminal Blocks







DK..N-TN-PE is a 3 port grounding terminal block with the same dimensions as the DK..N-TN series, and fully compliant to IEC 60947-7-2. This series supports both the mechanical and the electrical functions of a PCTB by using it as a ground (PE) busbar.

DK..N-TN-PE

DK2.5N-TN-PE			
Rated Data		**UL**	**IEC**
Rated Voltage	(V)		
Rated Current	(A)		
Rated impulse voltage			8KV
Wire range	(AWG/mm²)	22~12	0.14~2.5
Connection Capacity		**UL**	**IEC**
Max. Solid	(mm²)		4
Max. Stranded	(mm²)		2.5
General Data			
Torque	(N.m)	0.4	
Screw thread		M2.5	
Stripping length	(mm)	9~11	
Insulation material		PA	
T / W	(mm)	5.1 / 52.3	
H / H on TS-35	(mm)	48.3 / 49.4	
Package		100	
		Part number	**Package**
		DK2.5NC-TN-PE	50
		TM47W	10
		TS-35	20
		#0 / 3.0 | DNT11-0201	

DK4N-TN-PE			
Rated Data		**UL**	**IEC**
Rated Voltage	(V)		
Rated Current	(A)		
Rated impulse voltage			8KV
Wire range	(AWG/mm²)	22~10	0.14~4
Connection Capacity		**UL**	**IEC**
Max. Solid	(mm²)		6
Max. Stranded	(mm²)		4
General Data			
Torque	(N.m)	0.6	
Screw thread		M3	
Stripping length	(mm)	9~11	
Insulation material		PA	
T / W	(mm)	6.1 / 52.3	
H / H on TS-35	(mm)	48.3 / 49.4	
Package		100	
		Part number	**Package**
		DK2.5NC-TN-PE	50
		TM48W	10
		TS-35	20
		#0 / 3.0 | DNT11-0201	

Rated Data		**UL**	**IEC**
Connection Capacity		**UL**	**IEC**
General Data			
		Part number	**Package**

Accessories

End cover

Marking label

DIN Rail

Tool (mm)

Feed-through Screw 4 Conductor Grounding Terminal Blocks







DK..N-TR-PE is a 4 port grounding terminal block with the same dimensions as the DK..N-TR series, and fully compliant to IEC 60947-7-2. This series supports both the mechanical and the electrical functions of a PCTB by using it as a ground (PE) busbar.

DK..N-TR-PE

DK2.5N-TR-PE			
Rated Data		**UL**	**IEC**
Rated Voltage	(V)		
Rated Current	(A)		
Rated impulse voltage			8KV
Wire range	(AWG/mm²)	22~12	0.14~2.5
Connection Capacity			
Max. Solid	(mm²)		4
Max. Stranded	(mm²)		2.5
General Data			
Torque	(N.m)	0.4	
Screw thread		M2.5	
Stripping length	(mm)	9~11	
Insulation material		PA	
T / W	(mm)	5.1 / 55.1	
H / H on TS-35	(mm)	48.4 / 49.4	
Package		100	
		Part number	**Package**
		DK2.5NC-TR-PE	50
		TM47W	10
		TS-35	20
		#0 / 3.0 | DNT11-0201	

DK4N-TR-PE			
Rated Data		**UL**	**IEC**
Rated Voltage	(V)		
Rated Current	(A)		
Rated impulse voltage			8KV
Wire range	(AWG/mm²)	22~10	0.14~4
Connection Capacity			
Max. Solid	(mm²)		6
Max. Stranded	(mm²)		4
General Data			
Torque	(N.m)	0.6	
Screw thread		M3	
Stripping length	(mm)	9~11	
Insulation material		PA	
T / W	(mm)	6.1 / 55.1	
H / H on TS-35	(mm)	48.4 / 49.4	
Package		100	
		Part number	**Package**
		DK2.5NC-TR-PE	50
		TM48W	10
		TS-35	20
		#0 / 3.0 | DNT11-0201	

Rated Data		**UL**	**IEC**
Connection Capacity			
General Data			
		Part number	**Package**

Accessories

End cover

Marking label

DIN Rail

Tool (mm)



DK..- PE is a protective conductor terminal block, fully compliant with all the strict requirements of IEC 60947-7-2. The DIN rail is not only a mechanical support to the PCTB but also an electrical function of the PCTB, it is used as a ground (PE) busbar.

Ensure secure wiring, High conductivity and low resistance for safe grounding. Additional to the snap-on foot, with screw mounting to strengthen the fix on the DIN rail.

DK..-PE

Accessories

Marking label

DIN Rail

Tool (mm)



DK2.5-PE		
Rated Data	**UL**	**IEC**
Rated Voltage (V)		
Rated Current (A)		
Rated impulse voltage		8KV
Wire range (AWG/mm²)	26~12	0.5~2.5
Connection Capacity		
Max. Solid (mm²)		4
Max. Stranded (mm²)		2.5
General Data		
Torque Wire (N.m)	0.8	
Torque Din Rail (N.m)	0.52	
Screw thread	M3	
Stripping length (mm)	10~14	
Insulation material	PA	
T / W (mm)	5.7 / 56	
H / H on TS-35 (mm)	46.4 / 47.4	
Package	100	

Part number	Package
TM47W	10
TS-35	20
0.6 x 3.5 | DNT11-0107	



DK4-PE		
Rated Data	**UL**	**IEC**
Rated Voltage (V)		
Rated Current (A)		
Rated impulse voltage		8KV
Wire range (AWG/mm²)	26~10	0.5~4
Connection Capacity		
Max. Solid (mm²)		6
Max. Stranded (mm²)		4
General Data		
Torque Wire (N.m)	0.8	
Torque Din Rail (N.m)	0.52	
Screw thread	M3	
Stripping length (mm)	12~16	
Insulation material	PA	
T / W (mm)	6.6 / 56	
H / H on TS-35 (mm)	46.4 / 47.4	
Package	100	

Part number	Package
TM48W	10
TS-35	20
0.6 x 3.5 | DNT11-0107	



DK10-PE		
Rated Data	**UL**	**IEC**
Rated Voltage (V)		
Rated Current (A)		
Rated impulse voltage		8KV
Wire range (AWG/mm²)	16~8	1.5~10
Connection Capacity		
Max. Solid (mm²)		16
Max. Stranded (mm²)		10
General Data		
Torque Wire (N.m)	1.76	
Torque Din Rail (N.m)	0.8	
Screw thread	M4	
Stripping length (mm)	12~16	
Insulation material	PA	
T / W (mm)	10.4 / 56	
H / H on TS-35 (mm)	46.4 / 47.4	
Package	50	

Part number	Package
TM49W	10
TS-35	20
0.8 x 4 | DNT11-0109	



DK16-PE		
Rated Data	**UL**	**IEC**
Rated Voltage (V)		
Rated Current (A)		
Rated impulse voltage		8KV
Wire range (AWG/mm²)	14~6	2.5~16
Connection Capacity		
Max. Solid (mm²)		25
Max. Stranded (mm²)		16
General Data		
Torque Wire (N.m)	3.4	
Torque Din Rail (N.m)	0.8	
Screw thread	M5	
Stripping length (mm)	14~18	
Insulation material	PA	
T / W (mm)	12 / 56	
H / H on TS-35 (mm)	62.4 / 63.4	
Package	20	

Part number	Package
TM49W	10
TS-35	20
1.0 x 5.5 | DNT11-0111	



DK35H-PE		
Rated Data	**UL**	**IEC**
Rated Voltage (V)		
Rated Current (A)		
Rated impulse voltage		8KV
Wire range (AWG/mm²)	12~3	2.5~35
Connection Capacity		
Max. Solid (mm²)		50
Max. Stranded (mm²)		35
General Data		
Torque Wire (N.m)	3.5	
Torque Din Rail (N.m)	1.2	
Screw thread	M6	
Stripping length (mm)	16~18	
Insulation material	PA	
T / W (mm)	16 / 52	
H / H on TS-35 (mm)	59 / 61.2	
Package	50	

Part number	Package
TM49W	10
TS-35	20
1.0 x 5.5 | DNT11-0111	



DK50-PE		
Rated Data	**UL**	**IEC**
Rated Voltage (V)		
Rated Current (A)		
Rated impulse voltage		8KV
Wire range (AWG/mm²)	6	16~50
Connection Capacity		
Max. Solid (mm²)		
Max. Stranded (mm²)		50
General Data		
Torque Wire (N.m)	7.9	
Torque Din Rail (N.m)	3.3	
Screw thread	M6	
Stripping length (mm)	20~25	
Insulation material	PA	
T / W (mm)	20 / 70.5	
H / H on TS-35 (mm)	75.6 / 76.6	
Package	10	

Part number	Package
TM49W	10
TS-35	20
5mm	

(Copper DIN rail installation)



DK95-PE		
Rated Data	**UL**	**IEC**
Rated Voltage (V)		
Rated Current (A)		
Rated impulse voltage		8KV
Wire range (AWG/mm²)	2~4/0	35~95
Connection Capacity		
Max. Solid (mm²)		
Max. Stranded (mm²)		95
General Data		
Torque Wire (N.m)	17.9	
Torque Din Rail (N.m)	5.6	
Screw thread	M8	
Stripping length (mm)	20~25	
Insulation material	PA	
T / W (mm)	25 / 80	
H / H on TS-35 (mm)	86.1 / 89.9	
Package	10	

Part number	Package
TM49W	10
TS-35	20
6mm	

(Copper DIN rail installation)

Plug-in Connection Terminal Blocks



Modular terminal blocks with sockets on one side are demanded frequently in control system. DKES1,5 series are equipped with two sockets, one vertical entry on top and one horizontal entry on the side, various plugs for options. Accessories include protection covers, insertion bridges and marking labels. The multi-position cover can be broken up into any number of positions and snapped into the housing as shock protection for the contact pins when removing the plugs.

DKES1.5..







DKES1.5		
Rated Data	**UL**	**IEC**
Rated Voltage (V)	300	250
Rated Current (A)	20	24
Rated impulse voltage		4KV
Wire range (AWG/mm²)	22~12	0.5~1.5
Connection Capacity		
Max. Solid (mm²)		1.5
Max. Stranded (mm²)		1.5
General Data		
Torque (N.m)	0.5	
Screw thread	M3	
Stripping length (mm)	9~10	
Insulation material	PA	
T / W (mm)	5.08 / 50.6	
H / H on TS-35 (mm)	42.4 / 43.5	
Color	**Part number**	**Package**
	DKES1.5	100

DKES1.5-XXP		
Rated Data	**UL**	**IEC**
Rated Voltage (V)	300	250
Rated Current (A)	20	24
Rated impulse voltage		4KV
Wire range (AWG/mm²)	22~12	0.5~1.5
Connection Capacity		
Max. Solid (mm²)		1.5
Max. Stranded (mm²)		1.5
General Data		
Torque (N.m)	0.5	
Screw thread	M3	
Stripping length (mm)	9~10	
Insulation material	PA	
T / W (mm)	5.08 / 50.6	
H / H on TS-35 (mm)	42.4 / 43.5	
Color	**Part number**	**Package**
	DKES1.5-01P	100
	DKES1.5-02P~06P	50
	DKES1.5-07P~10P	20

DKES1.5M-XXP		
Rated Data	**UL**	**IEC**
Rated Voltage (V)	300	250
Rated Current (A)	20	24
Rated impulse voltage		4KV
Wire range (AWG/mm²)	22~12	0.5~1.5
Connection Capacity		
Max. Solid (mm²)		1.5
Max. Stranded (mm²)		1.5
General Data		
Torque (N.m)	0.5	
Screw thread	M3	
Stripping length (mm)	9~10	
Insulation material	PA	
T / W (mm)	5.08 / 50.6	
H / H on TS-35 (mm)	42.4 / 43.5	
Color	**Part number**	**Package**
	DKES1.5-01P	100
	DKES1.5-02P~06P	50
	DKES1.5-07P~10P	20

Accessories

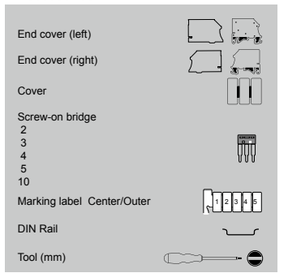

Part number	Package
DKES1.5CA / DKES1.5MCA	50
DKES1.5CB / DKES1.5MCB	50
DKESP1.5-XXP	50
DSD03-1.502 DSD03-1.503 DSD03-1.504 DSD03-1.505 DSD03-1.510	50 50 50 10 10
TM42W / TM47W	10
TS-35	20
0.6 x 2.5 | DNT11-0107	

Part number	Package
DKESP1.5-XXP	50
DSD03-1.502 DSD03-1.503 DSD03-1.504 DSD03-1.505 DSD03-1.510	50 50 50 10 10
TM42W / TM47W	10
TS-35	20
0.6 x 2.5 | DNT11-0107	

Part number	Package
DKESP1.5-XXP	50
DSD03-1.502 DSD03-1.503 DSD03-1.504 DSD03-1.505 DSD03-1.510	50 50 50 10 10
TM42W / TM47W	10
TS-35	20
0.6 x 2.5 | DNT11-0107	



2ESV



2ESDV



2ESV



2ESDV



2ESV



2ESDV

Pole#	P/N	Pole#	P/N
2	2ESV-02P	2	2ESDV-02P
3	2ESV-03P	3	2ESDV-03P
4	2ESV-04P	4	2ESDV-04P
6	2ESV-06P	6	2ESDV-06P

Pole#	P/N	Pole#	P/N
2	2ESV-02P	2	2ESDV-02P
3	2ESV-03P	3	2ESDV-03P
4	2ESV-04P	4	2ESDV-04P
6	2ESV-06P	6	2ESDV-06P

Pole#	P/N	Pole#	P/N
2	2ESV-02P	2	2ESDV-02P
3	2ESV-03P	3	2ESDV-03P
4	2ESV-04P	4	2ESDV-04P
6	2ESV-06P	6	2ESDV-06P

Miniature Feedthrough Terminal Blocks

Power distribution is one of the most common switching tasks in control system. The main task of miniature modular terminal blocks in control design is to carry out power distribution. The compact micro-terminal block DK.. S series meets the growing demand for smaller switch boxes suitable. Available accessories include insertion bridges and marking labels, suitable for TS-15 DIN rail mounting.

DK..S

Accessories

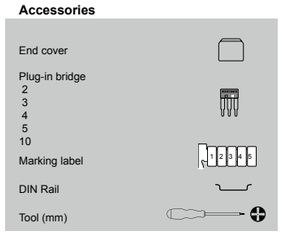







DK2.5S		
Rated Data	**UL**	**IEC**
Rated Voltage (V)	300	500
Rated Current (A)	20	24
Rated impulse voltage		4KV
Wire range (AWG/mm²)	22~12	0.34~2.5
Connection Capacity		
Max. Solid (mm²)		4
Max. Stranded (mm²)		2.5
General Data		
Torque (N.m)	0.4	
Screw thread	M2.5	
Stripping length (mm)	7~9	
Insulation material	PA	
T / W (mm)	5.1 / 22	
H / H on TS-15 (mm)	28 / 28.4	
Package	100	
	Part number	**Package**
	DK2.5PC	50
	CSC-2.502PS CSC-2.503PS CSC-2.504PS CSC-2.505PS CSC-2.510PS	50 50 50 10 10
	TM42W	10
	TS-15	20
	#0 / 3.0 | DNT11-0201	

DK4S		
Rated Data	**UL**	**IEC**
Rated Voltage (V)	300	500
Rated Current (A)	30	32
Rated impulse voltage		4KV
Wire range (AWG/mm²)	22~10	0.34~4
Connection Capacity		
Max. Solid (mm²)		6
Max. Stranded (mm²)		4
General Data		
Torque (N.m)	0.6	0.5
Screw thread	M3	
Stripping length (mm)	7~9	
Insulation material	PA	
T / W (mm)	6.1 / 22	
H / H on TS-15 (mm)	31.5 / 31.9	
Package	100	
	Part number	**Package**
	DK4PC	50
	CSC-402PS CSC-403PS CSC-404PS CSC-405PS CSC-410PS	50 50 50 10 10
	TM43W	10
	TS-15	20
	#0 / 3.0 | DNT11-0201	

DK6S		
Rated Data	**UL**	**IEC**
Rated Voltage (V)	300	500
Rated Current (A)	50	41
Rated impulse voltage		4KV
Wire range (AWG/mm²)	20~8	0.5~6
Connection Capacity		
Max. Solid (mm²)		10
Max. Stranded (mm²)		6
General Data		
Torque (N.m)	1.2	
Screw thread	M4	
Stripping length (mm)	9~11	
Insulation material	PA	
T / W (mm)	8 / 30.3	
H / H on TS-15 (mm)	37.4 / 37.8	
Package	50	
	Part number	**Package**
	DK6PC	50
	CSC-602PS CSC-603PS CSC-604PS CSC-605PS CSC-610PS	50 50 50 10 10
	TM44W	10
	TS-15	20
	#1 / 5.0 | DNT11-0202	



Disconnect Terminal Blocks



- To disconnect the terminal block in the application of measurement, regulation and control systems is an important function to fast locate faults and proceed inspections under zero voltage conditions. The user-friendly disconnecting knives save space with low contact resistance and high current carrying capacity.
- The combinations of base terminal block, DK..N-T feed-through connectors, isolating plugs and component plugs can be used in almost all electrical systems for various switching tasks.
- The AKP-TP isolating plug can be removed and disconnected easily. Plug back into the disconnected area and turn it on again.
- Once the AKP-TG feed-through connector is installed, it cannot be removed. The conductor can connect closely and disconnect by breaking the contact point.
- The AKP-CP is an empty plug that can be equipped with diodes, resistors or other components. The multi-function plug can be opened and install the needed components by users, which is to disconnect the terminal blocks.

AKP-CP Installation

Step 1 : The resistor is inserted into the diode holder.

Step 2 : The two terminals of the resistor are bended towards the center of the holder.

Step 3 : The resistor holder is assembled back to the component plug.

Basic Disconnect Terminal Blocks



DK2.5N-T		
Rated Data	**UL**	**IEC**
Rated Voltage (V)	300	400
Rated Current (A)	20	24
Rated impulse voltage		6KV
Wire range (AWG/mm^2)	22~12	0.34~2.5
Connection Capacity		
Max. Solid (mm^2)		4
Max. Stranded (mm^2)		2.5
General Data		
Torque (N.m)	0.4	
Screw thread	M2.5	
Stripping length (mm)	9~11	
Insulation material	PA	
T / W (mm)	5.1 / 40.7	
H / H on TS-35 (mm)	40.9 / 41.8	
Package	100	



DK4N-T		
Rated Data	**UL**	**IEC**
Rated Voltage (V)	300	400
Rated Current (A)	30	32
Rated impulse voltage		6KV
Wire range (AWG/mm^2)	22~10	0.34~4
Connection Capacity		
Max. Solid (mm^2)		6
Max. Stranded (mm^2)		4
General Data		
Torque (N.m)	0.6	
Screw thread	M3	
Stripping length (mm)	9~11	
Insulation material	PA	
T / W (mm)	6.1 / 40.7	
H / H on TS-35 (mm)	40.9 / 41.8	
Package	100	



DKK2.5N-T		
Rated Data	**UL**	**IEC**
Rated Voltage (V)	300	400
Rated Current (A)	20	23
Rated impulse voltage		6KV
Wire range (AWG/mm^2)	22~12	0.34~2.5
Connection Capacity		
Max. Solid (mm^2)		4
Max. Stranded (mm^2)		2.5
General Data		
Torque (N.m)	0.4	
Screw thread	M2.5	
Stripping length (mm)	9~11	
Insulation material	PA	
T / W (mm)	5.1 / 71.5	
H / H on TS-35 (mm)	62.2 / 63	
Package	100	



DKK4N-T		
Rated Data	**UL**	**IEC**
Rated Voltage (V)	300	400
Rated Current (A)	30	32
Rated impulse voltage		6KV
Wire range (AWG/mm^2)	22~10	0.34~4
Connection Capacity		
Max. Solid (mm^2)		6
Max. Stranded (mm^2)		4
General Data		
Torque (N.m)	0.6	
Screw thread	M3	
Stripping length (mm)	9~11	
Insulation material	PA	
T / W (mm)	6.1 / 71.5	
H / H on TS-35 (mm)	62.2 / 63	
Package	100	

Screw Connection

AKP-TP

Isolating plug

AKP-TG

Feed-through connector

AKP-CP



Component plug

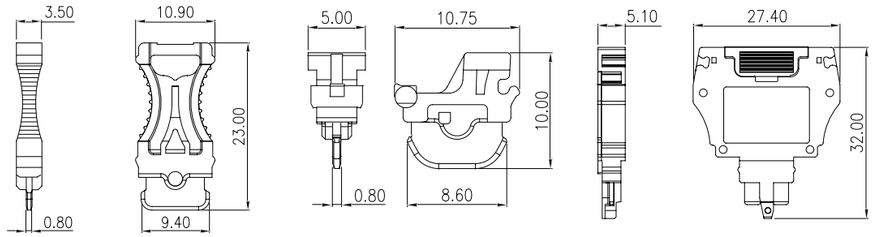



DK2.5N-T is a basic terminal block, the universal socket on the top facilitates to allow isolating plug, straight-through connector and component connector inserted to perform the disconnecting function. There are complete attachments for easy identification, partitioning and plug-in bridging applications.

DK2.5N-T







DK2.5N-TP			DK2.5N-TG			DK2.5N-CP		
Rated Data	**UL**	**IEC**	**Rated Data**	**UL**	**IEC**	**Rated Data**	**UL**	**IEC**
Rated Voltage (V)	300	400	Rated Voltage (V)	300	400	Rated Voltage (V)	300	400
Rated Current (A)	20	24	Rated Current (A)	20	24	Rated Current (A)	6	6
Rated impulse voltage		6KV	Rated impulse voltage		6KV	Rated impulse voltage		6KV
Wire range (AWG/mm²)	22~12	0.34~2.5	Wire range (AWG/mm²)	22~12	0.34~2.5	Wire range (AWG/mm²)	22~12	0.34~2.5
Connection Capacity			**Connection Capacity**			**Connection Capacity**		
Max. Solid (mm²)		4	Max. Solid (mm²)		4	Max. Solid (mm²)		4
Max. Stranded (mm²)		2.5	Max. Stranded (mm²)		2.5	Max. Stranded (mm²)		2.5
General Data			**General Data**			**General Data**		
Torque (N.m)	0.4		Torque (N.m)	0.4		Torque (N.m)	0.4	
Screw thread	M2.5		Screw thread	M2.5		Screw thread	M2.5	
Stripping length (mm)	9~11		Stripping length (mm)	9~11		Stripping length (mm)	9~11	
Insulation material	PA		Insulation material	PA		Insulation material	PA	
T / W (mm)	5.1 / 40.7		T / W (mm)	5.1 / 40.7		T / W (mm)	5.1 / 40.7	
H / H on TS-35 (mm)	40.9 / 41.8		H / H on TS-35 (mm)	40.9 / 41.8		H / H on TS-35 (mm)	40.9 / 41.8	
H of accessory (mm)	14.1		H of accessory (mm)	1.7		H of accessory (mm)	21.2	
Package	100		Package	100		Package	100	

Accessories

	Part number	Package	Part number	Package	Part number	Package
End cover	DK4NC	50	DP4NC	50	DP4NC	50
Insertion bridge 2 3 4 5 10	CSC-2.502PN CSC-2.503PN CSC-2.504PN CSC-2.505PN CSC-2.510PN	50 50 50 10 10	CSC-2.502PN CSC-2.503PN CSC-2.504PN CSC-2.505PN CSC-2.510PN	50 50 50 10 10	CSC-2.502PN CSC-2.503PN CSC-2.504PN CSC-2.505PN CSC-2.510PN	50 50 50 10 10
Marking label	TM47W	10	TM47W	10	TM47W	10
DIN Rail	TS-35	20	TS-35	20	TS-35	20
Tool (mm)	#0 / 3.0 | DNT11-0201		#0 / 3.0 | DNT11-0201		#0 / 3.0 | DNT11-0201	



DK4N-T is a basic terminal block, the universal socket on the top facilitates to allow isolating plug, straight-through connector and component connector inserted to perform the disconnecting function. There are complete attachments for easy identification, partitioning and plug-in bridging applications.

DK4N-T







DK4N-TP			DK4N-TG			DK4N-CP		
Rated Data	**UL**	**IEC**	**Rated Data**	**UL**	**IEC**	**Rated Data**	**UL**	**IEC**
Rated Voltage (V)	300	400	Rated Voltage (V)	300	400	Rated Voltage (V)	300	400
Rated Current (A)	30	32	Rated Current (A)	30	32	Rated Current (A)	6	6
Rated impulse voltage		6KV	Rated impulse voltage		6KV	Rated impulse voltage		6KV
Wire range (AWG/mm²)	22~10	0.34~4	Wire range (AWG/mm²)	22~10	0.34~4	Wire range (AWG/mm²)	22~10	0.34~4
Connection Capacity			**Connection Capacity**			**Connection Capacity**		
Max. Solid (mm²)		6	Max. Solid (mm²)		6	Max. Solid (mm²)		6
Max. Stranded (mm²)		4	Max. Stranded (mm²)		4	Max. Stranded (mm²)		4
General Data			**General Data**			**General Data**		
Torque (N.m)	0.6		Torque (N.m)	0.6		Torque (N.m)	0.6	
Screw thread	M3		Screw thread	M3		Screw thread	M3	
Stripping length (mm)	9~11		Stripping length (mm)	9~11		Stripping length (mm)	9~11	
Insulation material	PA		Insulation material	PA		Insulation material	PA	
T / W (mm)	6.1 / 40.7		T / W (mm)	6.1 / 40.7		T / W (mm)	6.1 / 40.7	
H / H on TS-35 (mm)	40.9 / 41.8		H / H on TS-35 (mm)	40.9 / 41.8		H / H on TS-35 (mm)	40.9 / 41.8	
H of accessory (mm)	14.1		H of accessory (mm)	1.7		H of accessory (mm)	21.2	
Package	100		Package	100		Package	100	

Accessories

	Part number	Package	Part number	Package	Part number	Package
End cover	DK4NC	50	DP4CN	50	DP4NC	50
Insertion bridge 2 3 4 5 10	CSC-402PN CSC-403PN CSC-404PN CSC-405PN CSC-410PN	50 50 50 10 10	CSC-402PN CSC-403PN CSC-404PN CSC-405PN CSC-410PN	50 50 50 10 10	CSC-402PN CSC-403PN CSC-404PN CSC-405PN CSC-410PN	50 50 50 10 10
Marking label	TM48W	10	TM48W	10	TM48W	10
DIN Rail	TS-35	20	TS-35	20	TS-35	20
Tool (mm)	#0 / 3.0 | DNT11-0201		#0 / 3.0 | DNT11-0201		#0 / 3.0 | DNT11-0201	









DKK2.5N-T is a double layer basic terminal block with independent potential each layer. The universal socket on the top facilitates to allow isolating plug, straight-through connector and component connector inserted to perform the disconnecting function. There are complete attachments for easy identification, partitioning and plug-in bridging applications.

DKK2.5N-T

DKK2.5N-TP			
Rated Data		**UL**	**IEC**
Rated Voltage	(V)	300	400
Rated Current	(A)	20	23
Rated impulse voltage			6KV
Wire range	(AWG/mm²)	22~12	0.34~2.5
Connection Capacity			
Max. Solid	(mm²)		4
Max. Stranded	(mm²)		2.5
General Data			
Torque	(N.m)	0.4	
Screw thread		M2.5	
Stripping length	(mm)	9~11	
Insulation material		PA	
T / W	(mm)	5.1 / 71.5	
H / H on TS-35	(mm)	62.2 / 63	
H of accessory	(mm)	14.1	
Package		50	

DKK2.5N-TG			
Rated Data		**UL**	**IEC**
Rated Voltage	(V)	300	400
Rated Current	(A)	20	21
Rated impulse voltage			6KV
Wire range	(AWG/mm²)	22~12	0.34~2.5
Connection Capacity			
Max. Solid	(mm²)		4
Max. Stranded	(mm²)		2.5
General Data			
Torque	(N.m)	0.4	
Screw thread		M2.5	
Stripping length	(mm)	9~11	
Insulation material		PA	
T / W	(mm)	5.1 / 71.5	
H / H on TS-35	(mm)	62.2 / 63	
H of accessory	(mm)	1.7	
Package		50	

DKK2.5N-CP			
Rated Data		**UL**	**IEC**
Rated Voltage	(V)	300	400
Rated Current	(A)	6	6
Rated impulse voltage			6KV
Wire range	(AWG/mm²)	22~12	0.34~2.5
Connection Capacity			
Max. Solid	(mm²)		4
Max. Stranded	(mm²)		2.5
General Data			
Torque	(N.m)	0.4	
Screw thread		M2.5	
Stripping length	(mm)	9~11	
Insulation material		PA	
T / W	(mm)	5.1 / 71.5	
H / H on TS-35	(mm)	62.2 / 63	
H of accessory	(mm)	21.2	
Package		50	

Accessories

	Part number	Package
End cover	DKK2.5NC	50
Plug-in bridge 2	DSS2.5N-02P	50
3	DSS2.5N-03P	50
4	DSS2.5N-04P	50
5	DSS2.5N-05P	10
10	DSS2.5N-10P	10
Insertion bridge 2	CSC-2.502PN	50
3	CSC-2.503PN	50
4	CSC-2.504PN	50
5	CSC-2.505PN	10
10	CSC-2.510PN	10
Marking label	TM47W	10
DIN Rail	TS-35	20
Tool (mm)	#0 / 3.0 | DNT11-0201	

Bi-Level Knife and Disconnect Terminal Blocks









DKK4N-T is a double layer basic terminal block with independent potential each layer. The universal socket on the top facilitates to allow isolating plug, straight-through connector and component connector inserted to perform the disconnecting function. There are complete attachments for easy identification, partitioning and plug-in bridging applications.

DKK4N-T

DKK4N-TP			
Rated Data		**UL**	**IEC**
Rated Voltage	(V)	300	400
Rated Current	(A)	30	32
Rated impulse voltage			6KV
Wire range	(AWG/mm²)	22~10	0.34~4
Connection Capacity			
Max. Solid	(mm²)		6
Max. Stranded	(mm²)		4
General Data			
Torque	(N.m)	0.6	
Screw thread		M3	
Stripping length	(mm)	9~11	
Insulation material		PA	
T / W	(mm)	6.1 / 71.5	
H / H on TS-35	(mm)	62.2 / 63	
H of accessory	(mm)	14.1	
Package		50	

DKK4N-TG			
Rated Data		**UL**	**IEC**
Rated Voltage	(V)	300	400
Rated Current	(A)	30	32
Rated impulse voltage			6KV
Wire range	(AWG/mm²)	22~10	0.34~4
Connection Capacity			
Max. Solid	(mm²)		6
Max. Stranded	(mm²)		4
General Data			
Torque	(N.m)	0.6	
Screw thread		M3	
Stripping length	(mm)	9~11	
Insulation material		PA	
T / W	(mm)	6.1 / 71.5	
H / H on TS-35	(mm)	62.2 / 63	
H of accessory	(mm)	1.7	
Package		50	

DKK4N-CP			
Rated Data		**UL**	**IEC**
Rated Voltage	(V)	300	400
Rated Current	(A)	6	6
Rated impulse voltage			6KV
Wire range	(AWG/mm²)	22~10	0.34~4
Connection Capacity			
Max. Solid	(mm²)		6
Max. Stranded	(mm²)		4
General Data			
Torque	(N.m)	0.6	
Screw thread		M3	
Stripping length	(mm)	9~11	
Insulation material		PA	
T / W	(mm)	6.1 / 71.5	
H / H on TS-35	(mm)	62.2 / 63	
H of accessory	(mm)	21.2	
Package		50	

Accessories

	Part number	Package
End cover	DKK2.5NC	50
Plug-in bridge 2	DSS4N-02P	50
3	DSS4N-03P	50
4	DSS4N-04P	50
5	DSS4N-05P	10
10	DSS4N-10P	10
Insertion bridge 2	CSC-402PN	50
3	CSC-403PN	50
4	CSC-404PN	50
5	CSC-405PN	10
10	CSC-410PN	10
Marking label	TM48W	10
DIN Rail	TS-35	20
Tool (mm)	#0 / 3.0 | DNT11-0201	

	Part number	Package
End cover	DKK2.5NC	50
Plug-in bridge 2	DSS4N-02P	50
3	DSS4N-03P	50
4	DSS4N-04P	50
5	DSS4N-05P	10
10	DSS4N-10P	10
Insertion bridge 2	CSC-402PN	50
3	CSC-403PN	50
4	CSC-404PN	50
5	CSC-405PN	10
10	CSC-410PN	10
Marking label	TM48W	10
DIN Rail	TS-35	20
Tool (mm)	#0 / 3.0 | DNT11-0201	

	Part number	Package
End cover	DKK2.5NC	50
Plug-in bridge 2	DSS2.5N-02P	50
3	DSS2.5N-03P	50
4	DSS2.5N-04P	50
5	DSS2.5N-05P	10
10	DSS2.5N-10P	10
Insertion bridge 2	CSC-2.502PN	50
3	CSC-2.503PN	50
4	CSC-2.504PN	50
5	CSC-2.505PN	10
10	CSC-2.510PN	10
Marking label	TM48W	10
DIN Rail	TS-35	20
Tool (mm)	#0 / 3.0 | DNT11-0201	

Lever-Type Fuse Disconnect Terminal Blocks









Fuse and disconnect terminal blocks can utilize the standard 5 x 20mm fuse through the lever type fuse holder. The fuse holder can be lifted for quick fuse replacement in the compartment. The product takes the advantages of simple power distribution and easy fuse insertion.

Fuse is excluded in the standard part number.

DK..N-TF(5X20)

Rated Data		UL	IEC
Rated Voltage	(V)	600	800
Rated Current	(A)	12	12
Rated impulse voltage			6KV
Wire range	(AWG/mm²)	22~10	0.14~4
Connection Capacity			
Max. Solid	(mm²)		6
Max. Stranded	(mm²)		4
General Data			
Torque	(N.m)	0.53	
Screw thread		M3	
Stripping length	(mm)	8~10	
Insulation material		PA	
T / W	(mm)	8 / 53.3	
H / H on TS-35	(mm)	40.9 / 41.9	
H of accessory	(mm)	5.4	
Package		50	

Part number	Package
DK4NC-TF	50
CSC-602PN	50
CSC-603PN	50
CSC-604PN	50
CSC-605PN	10
CSC-610PN	10
FUK6.3A-01	50
TM49W	10
TS-35	20
#0 / 3.0 | DNT11-0201	

Rated Data		UL	IEC
Rated Voltage	(V)	600	800
Rated Current	(A)	12	12
Rated impulse voltage			6KV
Wire range	(AWG/mm²)	22~10	0.14~4
Connection Capacity			
Max. Solid	(mm²)		6
Max. Stranded	(mm²)		4
General Data			
Torque	(N.m)	0.53	
Screw thread		M3	
Stripping length	(mm)	8~10	
Insulation material		PA	
T / W	(mm)	8/53.3	
H / H on TS-35	(mm)	40.9 / 41.9	
H of accessory	(mm)	5.4	
Package		50	

Part number	Package
DK4NC-TF	50
CSC-602PN	50
CSC-603PN	50
CSC-604PN	50
CSC-605PN	10
CSC-610PN	10
FUK6.3A-01	50
TM49W	10
TS-35	20
#0 / 3.0 | DNT11-0201	

Rated Data		UL	IEC
Rated Voltage	(V)	300V	800V
Rated Current	(A)	16 / 30A	16 / 30A
Rated impulse voltage			8KV
Wire range	(AWG/mm²)	22~10	0.14~4
Connection Capacity			
Max. Solid	(mm²)		6
Max. Stranded	(mm²)		4
General Data			
Torque	(N.m)	0.67	
Screw thread		M3.5	
Stripping length	(mm)	10~12	
Insulation material		PA	
T / W	(mm)	8/72.5	
H / H on TS-35	(mm)	56 / 56.7	
H of accessory	(mm)	4.5	
Package		100	

Part number	Package
DKK4C-TF(5X20)	50
CSC-602PN	50
CSC-603PN	50
CSC-604PN	50
CSC-605PN	10
CSC-610PN	10
FUK6.3A-01	50
TM49W	10
TS-35	20
0.6 x 3.5 | DNT11-0107	

Accessories

End cover
Insertion bridge
2
3
4
5
10
Fuse
Marking label
DIN Rail
Tool (mm)

Fuse size 5X20

Part Number	Current (A)
FUK1A-01	1
FUK2A-01	2
FUK6.3A-01	6.3

* DK4N-TFL(5X20) with LED display.

Part number	LED	Voltage
DK4N-TFL5(5X20)	with LED light	5V
DK4N-TFL12(5X20)	with LED light	12V
DK4N-TFL24(5X20)	with LED light	24V
DK4N-TFL48(5X20)	with LED light	48V
DK4N-TFL110(5X20)	with LED light	110V
DK4N-TFL220(5X20)	with LED light	220V
DK4N-TFL300(5X20)	with LED light	300V

Fuse and Disconnect Terminal Blocks



This fuse and disconnect terminal block can install the standard 5 x 20mm fuse through the fuse cartridge. The fuse cartridge can screw onto the base terminal block to perform the disconnecting function. This product takes the advantages of simple power distribution and easy fuse insertion.

Fuse is excluded in the standard part number.

DK..-TF(5X20)

Rated Data		UL	IEC
Rated Voltage	(V)	600	800
Rated Current	(A)	6.3	6.3
Rated impulse voltage			8KV
Wire range	(AWG/mm²)	22~6	0.15~10
Connection Capacity			
Max. Solid	(mm²)		16
Max. Stranded	(mm²)		10
General Data			
Torque	(N.m)	1.8	
Screw thread		M4	
Stripping length	(mm)	12~16	
Insulation material		PA	
T / W	(mm)	12 / 61.63	
H / H on TS-35	(mm)	47.2 / 48	
H of accessory	(mm)	10.6	
Package		50	

Part number	Package
CSC-1602PN	10
CSC-1603PN	10
CSC-1610PN	10
DS16-02P DS16-10P	10
FUK6.3A-01	50
TM45W	10
TS-35	20
0.6 x 3.5 | DNT11-0107	

Rated Data	UL	IEC
Connection Capacity		
General Data		

Part number	Package

Rated Data	UL	IEC
Connection Capacity		
General Data		

Part number	Package

Accessories

Insertion bridge
2
3
10
Screw-on bridge
Fuse
Marking label
DIN Rail
Tool (mm)

The test disconnect terminal blocks are designed specifically for the secondary circuit of current transformers. DKTD6N can be easily design with screw-on bridges, switch bars and 4mm ø test plugs as a simple detection circuit.

To check the signal inside the circuit with a 4 mm ø test probe, only two terminal blocks are needed to confirm if the current transformer secondary circuit is conducting. Less space is required to connect multiple measuring devices or protective relays.

DKT..N

Accessories

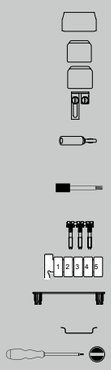



DKTD6N

Rated Data		UL	IEC
Rated Voltage	(V)	300	800
Rated Current	(A)	42	41
Rated impulse voltage			8KV
Wire range	(AWG/mm²)	20~8	0.5~6
Connection Capacity			
Max. Solid	(mm²)		10
Max. Stranded	(mm²)		6
General Data			
Torque	(N.m)	1.2	
Screw thread		M4	
Stripping length	(mm)	9~10	
Insulation material		PA	
T / W	(mm)	8 / 72	
H / H on TS-35	(mm)	49.5 / 50.5	
Package		50	

Color	Part number	Package
■	DKTD6N-RD	50
■	DKTD6N-BL	50

	Part number	Package
	DKTD6NC	50
	DKNSPS-006	50
	DKNSPS-007	50
	DS6B01-02/03/04	100
■ ■	C002-0101-BK C002-0101-RD	50 50
■ ■ ■ ■	DS6S4 DS6S4-OR DS6S4-YW DS6S4-RD	200 200 200 200
	DS6B02-02 DS6B02-10	50 10
	TM49W	10
	DKTD6N-KP/DKBC150-XXXX	50
	TS-35	20
	0.8 x 4 | DNT11-0109	

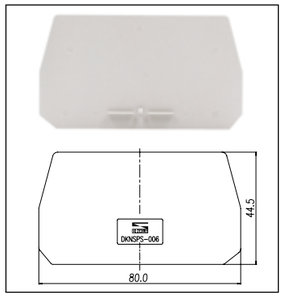

DKNSPS-006

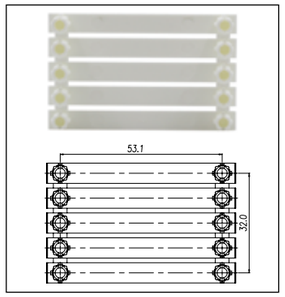

DKTD6N-KP

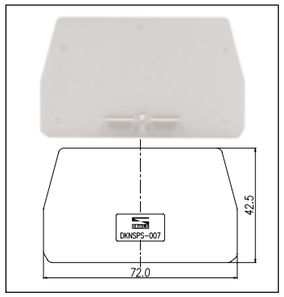

DKNSPS-007

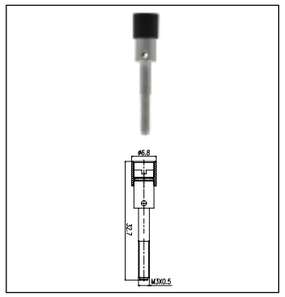

DS6S4



DS6B01-02



C002-0101



DS6B02-02





DKTL6 & DKTD6 are designed for the simple connection testing in secondary circuits of current transformer. The slide type bridge is easily switched to carry out connection and disconnection for various task purpose. Testing probe in 4 mm ø size can be used to check circuit through the test sockets. The advantages of DKT series include compact size, convenience to install, clear indication and easy to use.

DKT

Accessories



DKTD6

Rated Data		UL	IEC
Rated Voltage	(V)	300	800
Rated Current	(A)	48	41
Rated impulse voltage			8KV
Wire range	(AWG/mm²)	20~8	0.5~6
Connection Capacity			
Max. Solid	(mm²)		10
Max. Stranded	(mm²)		6
General Data			
Torque	(N.m)	2	
Screw thread		M4	
Stripping length	(mm)	8	
Insulation material		PA	
T / W	(mm)	8 / 65.2	
H / H on TS-35	(mm)	47.7 / 48.5	
Package		50	

Color	Part number	Package
■	DKTD6-RD	50
■	DKTD6-BL	50

	Part number	Package
	DKTLC	50
	DKSPS-006	50
	DKTLP	50
2 way 3 way	DS6A02 DS6A03	100 100
■ ■	C002-0101-BK C002-0101-RD	50 50
■ ■ ■ ■	DS6S1 DS6S1-OR DS6S1-YW DS6S1-RD	50 50 50 50
■ ■ ■ ■	DS6S2 DS6S2-OR DS6S2-YW DS6S2-RD	50 50 50 50
■ ■ ■ ■	DS6S3 DS6S3-OR DS6S3-YW DS6S3-RD	50 50 50 50
	C002-0201	50
	C002-0301	50
	TM49W	10
	DKTD6-KP	50
	TS-35	20
	0.6 x 3.5 | DNT11-0107	



DKTL6

Rated Data		UL	IEC
Rated Voltage	(V)	300	800
Rated Current	(A)	48	41
Rated impulse voltage			8KV
Wire range	(AWG/mm²)	20~8	0.5~6
Connection Capacity			
Max. Solid	(mm²)		10
Max. Stranded	(mm²)		6
General Data			
Torque	(N.m)	2	
Screw thread		M4	
Stripping length	(mm)	8	
Insulation material		PA	
T / W	(mm)	8 / 65.2	
H / H on TS-35	(mm)	47.7 / 48.5	
Package		50	

Color	Part number	Package
■	DKTD6-RD	50
■	DKTD6-BL	50

	Part number	Package
	DKTLC	50
	DKSPS-006	50
	DKTLP	50
2 way 3 way	DS6A02 DS6A03	100 100
■ ■	C002-0101-BK C002-0101-RD	50 50
■ ■ ■ ■	DS6S1 DS6S1-OR DS6S1-YW DS6S1-RD	50 50 50 50
■ ■ ■ ■	DS6S2 DS6S2-OR DS6S2-YW DS6S2-RD	50 50 50 50
■ ■ ■ ■	DS6S3 DS6S3-OR DS6S3-YW DS6S3-RD	50 50 50 50
	C002-0201	50
	C002-0301	50
	TM49W	10
	DKTD6-KP	50
	TS-35	20
	0.6 x 3.5 | DNT11-0107	



DKNSPS-006

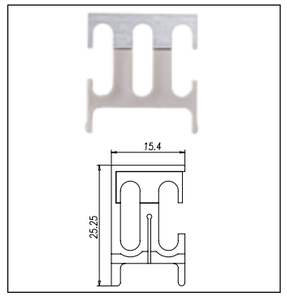

DS6A02

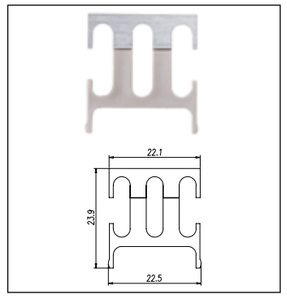

DS6A03



Feed-Through Panel Type Terminal Blocks



- Suitable for the application in the lower power spectrum to connect to small motors. PM..N series are available to apply in power distribution in various positon combination. Compact design for constrained space operation. Accessories including marking labels, bridges, and partition plates, that can meet various requirements.



Suitable for the application in the lower power spectrum to connect to small motors. PM..N series are available to apply in power distribution in various positon combination. Compact design for constrained space operation. Accessories including marking labels, bridges, and partition plates, that can meet various requirements.

PM..N



PM2.5N		
Rated Data	**UL**	**IEC**
Rated Voltage (V)	300	500
Rated Current (A)	20	24
Rated impulse voltage		6KV
Wire range (AWG/mm²)	22~12	0.34~2.5
Connection Capacity		
Max. Solid (mm²)		4
Max. Stranded (mm²)		2.5
General Data		
Torque (N.m)	0.39	
Screws	M2.5	
Stripping length (mm)	6~8	
Insulation material	PA	
TxHxW (mm)	5.1x20x22	
Package	100	

Color	Part number	Package
■	PM2.5N-01P...12P-OR	50
■	PM2.5NG-01P...12P	50



PM4N		
Rated Data	**UL**	**IEC**
Rated Voltage (V)	300	500
Rated Current (A)	30	32
Rated impulse voltage		6KV
Wire range (AWG/mm²)	22~10	0.5~4
Connection Capacity		
Max. Solid (mm²)		6
Max. Stranded (mm²)		4
General Data		
Torque (N.m)	0.49	
Screws	M3	
Stripping length (mm)	6~8	
Insulation material	PA	
TxHxW (mm)	6.1x23x22	
Package	100	

Color	Part number	Package
■	PM4N-01P...12P-OR	50
■	PM4NG-01P...12P	50



PM6N		
Rated Data	**UL**	**IEC**
Rated Voltage (V)	300	500
Rated Current (A)	65	41
Rated impulse voltage		6KV
Wire range (AWG/mm²)	20~6	0.5~6
Connection Capacity		
Max. Solid (mm²)		10
Max. Stranded (mm²)		6
General Data		
Torque (N.m)	1.18	
Screws	M4	
Stripping length (mm)	9~11	
Insulation material	PA	
TxHxW (mm)	8x29.8x30	
Package	100	

Color	Part number	Package
■	PM6N-01P...09P-OR	50
	PM6N-10P...12P-OR	20
■	PM6NG-01P...09P	50

Accessories

End cover

Insertion bridge
2
3
4
5
10

Mounting base

Marking label

Tool (mm)

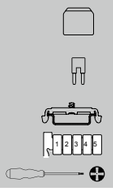

Part number	Package
PM2.5NC	50
CSC-2.502PS : : CSC-2.510PS	50
PMH	50
TM47W	10
#0 / 3.0 | DNT11-0201	

Part number	Package
PM4NC	50
CSC-402PS : : CSC-410PS	50
PMH	50
TM48W	10
#0 / 3.0 | DNT11-0201	

Part number	Package
PM6NC	50
CSC-602PS : : CSC-610PS	50
PMH	50
TM49W	10
#1 / 5.0 | DNT11-0202	

Pole	Part number	Package
01P	PM2.5N-01P	50
02P	PM2.5N-02P	50
03P	PM2.5N-03P	50
:	:	
08P	PM2.5N-08P	50

Pole	Part number	Package
01P	PM4N-01P	50
02P	PM4N-02P	50
03P	PM4N-03P	50
:	:	
08P	PM4N-08P	50

Pole	Part number	Package
01P	PM6N-01P	50
02P	PM6N-02P	50
03P	PM6N-03P	50
:	:	
08P	PM6N-08P	50

Dimension

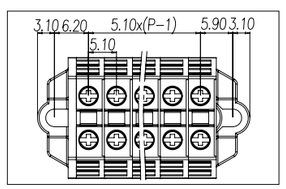

Dimension

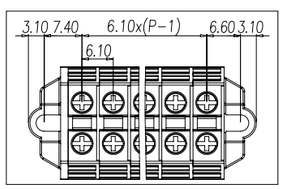

Dimension

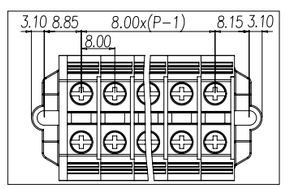

Assembled blocks	End cover	Single block	End cover with spring clamp
PM2.5N-XXP	PM2.5NC	PM2.5N	-
PM4N-XXP	PM4NC	PM4N	-
PM6N-XXP	PM6NC	PM6N	-

Spring Panel Type Terminal Blocks



Suitable for the application in the lower power spectrum to connect to small motors. PM(M)2.5WN series are available to apply in power distribution with 2& 4 wirings for options. Compact design of Spring clamp design for anti-vibration. Available accessories include insertion bridges and marking labels.

PM..WN



PM2.5WN-XXP

Rated Data		UL	IEC
Rated Voltage	(V)	600	800
Rated Current	(A)	20	24
Rated impulse voltage			8KV
Wire range	(AWG/mm²)	28~12	0.5~2.5
Connection Capacity			
Max. Solid	(mm²)		4
Max. Stranded	(mm²)		2.5
General Data			
Torque	(N.m)		
Screws			
Stripping length	(mm)	8~10mm	
Insulation material		PA	
TxHxW	(mm)	5.1x22x32	
Package		100	

Color	Part number	Package
■	PM2.5WN-02P...12P-RD	50
■	PM2.5WN-02P...12P-BL	50
■	PM2.5WN-02P...12P-YG	50

	Part number	Package
(left)	PM2.5WNCA	50
(right)	PM2.5WNCB	50
2 way	CSC-2.502P	2~4P/50
	TM42W	10
	0.4 x 2.5| DNT11-0102	

Dimension

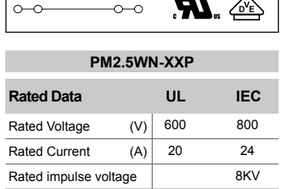

PMM2.5WN-XXP

Rated Data		UL	IEC
Rated Voltage	(V)	600	800
Rated Current	(A)	20	24
Rated impulse voltage			8KV
Wire range	(AWG/mm²)	28~12	0.5~2.5
Connection Capacity			
Max. Solid	(mm²)		4
Max. Stranded	(mm²)		2.5
General Data			
Torque	(N.m)		
Screws			
Stripping length	(mm)	8~10mm	
Insulation material		PA	
TxHxW	(mm)	5.1x22x32	
Package		100	

Color	Part number	Package
■	PMM2.5WN-02P...11P-RD	50
	PMM2.5WN-12P-RD	20
■	PMM2.5WN-02P...11P-BL	50
	PMM2.5WN-12P-BL	20
■	PMM2.5WN-02P...11P-YG	50
	PMM2.5WN-12P-YG	20

	Part number	Package
	PMM2.5WNCA	50
	PMM2.5WNCB	50
	TM42W	10
	0.4 x 2.5| DNT11-0102	

Dimension

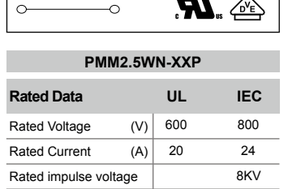

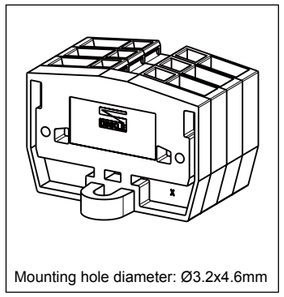

Mounting hole diameter: Ø3.2x4.6mm

PM2.5WNH1-XXP

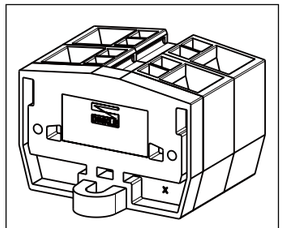

Mounting hole diameter: Ø3.2x4.6mm

PMM2.5WNH1-XXP

Accessories

End cover	
End cover	
Insertion bridge	
Marking label	
DIN Rail	

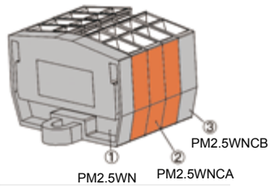

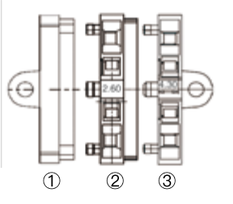

Assembled blocks	End cover	Single block	End cover with spring clamp
PM2.5WN-XXP	PM2.5WNCA	PM2.5WN	PM2.5WNCB
PMM2.5WN-XXP	PMM2.5WNCA	PMM2.5WN	PMM2.5WNCB

DIN Rail Connector



The modular terminal block is to interconnect switch cabinet with higher capacities.

2EHDRD-XXP & 2EHDRDMXXP with foot element for mounting on the TS-35 DIN rail. They can be combined with plugs shown as table below.

2EHDRD..

Accessories

DIN Rail	



2EHDRD-XXP

Rated Data		UL	IEC
Rated Voltage	(V)	300	250
Rated Current	(A)	12	12
Rated impulse voltage			4KV
Wire range	(AWG/mm²)	24~12	0.5~2.5
Connection Capacity			
Max. Solid	(mm²)		2.5
Max. Stranded	(mm²)		2.5
General Data			
Torque	(N.m)	0.6	
Screws		M2.5	
Stripping length	(mm)	7~8	
Insulation material		PA	
Number of position		02~20P	
Package			
2EHDRD-02P		250	
2EHDRD-03P		200	
2EHDRD-04P		100	
2EHDRD-05P		120	
2EHDRD-06P		100	
2EHDRD-08P		70	
2EHDRD-10P		60	
2EHDRD-12P		50	
2EHDRD-15P		40	

Part number	Package
TS-35	

Dimension

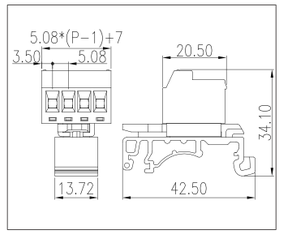

Compatible Plug
2ESV-XXP
2ESR-XXP
2ESDV-XXP
2ESDF-XXP
2ESDP-XXP



2EHDRDM-XXP

Rated Data		UL	IEC
Rated Voltage	(V)	300	250
Rated Current	(A)	12	12
Rated impulse voltage			4KV
Wire range	(AWG/mm²)	24~12	0.5~2.5
Connection Capacity			
Max. Solid	(mm²)		2.5
Max. Stranded	(mm²)		2.5
General Data			
Torque	(N.m)	0.6	
Screws		M2.5	
Stripping length	(mm)	7~8	
Insulation material		PA	
Number of position		02~20P	
Package			
2EHDRDM-06P		90	
2EHDRDM-08P		60	
2EHDRDM-10P		50	
2EHDRDM-12P		50	
2EHDRDM-18P		35	

Part number	Package
TS-35	

Dimension

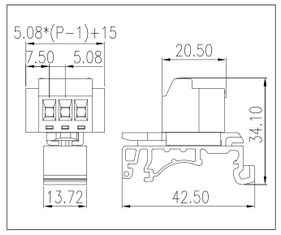

Compatible Plug
2ESVM-XXP
2ESRM-XXP
2ESDVM-XXP
2ESDFM-XXP
2ESDPM-XXP



2ESV

2ESVM



2ESDV

2ESDVM

Stud Terminal Blocks

- DKM series are designed specifically for the safety of power distribution.
- Stud terminal blocks provide enhanced wiring secureness in harsh environments that require high vibration and shock resistance, such as vehicles and various transpotation.
- Dinkle offers single and double-stud terminal, available for wire size 0.5mm^2 to 120mm^2. Up to four wire lungs can be connected on each stud.



Safety cover

Partition plate

Stud terminal block

Stud Terminal Blocks

The DKM series is designed specifically for safety of electricity distribution in power industry. Only one wrench can finish the reliable connection for you. It also saves space in field wiring that allowed up to 4 wire lugs on each stud.

The stud terminal blocks provide the improved wiring secureness which can apply in high requirements in terms of vibration and shock resistance, such as vehicles, motor and transportation.

Dinkle offers 1 to 3 stud in each terminal block and available for wire size from 0.5mm^2 to 120 mm^2

DKM

Accessories

End bracket	
Partition plate	
Safety cover	
Marking label	
DIN Rail	



DKM5		
Rated Data	**UL**	**IEC**
Rated Voltage (V)	1000	1000
Rated Current (A)	85	76
Rated impulse voltage		8KV
Wire range (AWG/mm^2)	16~4	0.5~16
Connection Capacity		
Max. Solid (mm^2)		16
Max. Stranded (mm^2)		16
General Data		
Torque (N.m)	2~4	
Screws	M5	
Insulation material	PA	
T / W (mm)	13 / 67	
H / H on TS-35 (mm)	54 / 55	
Package	50	

Part number	Package
SS7	
DKMSPS-001	50
DKMC5	50
TM49W	10
TS-35	20



DKM6		
Rated Data	**UL**	**IEC**
Rated Voltage (V)	1000	1000
Rated Current (A)	115	125
Rated impulse voltage		8KV
Wire range (AWG/mm^2)	14~2	2.5~35
Connection Capacity		
Max. Solid (mm^2)		35
Max. Stranded (mm^2)		35
General Data		
Torque (N.m)	3~6	
Screws	M6	
Insulation material	PA	
T / W (mm)	19.5 / 67	
H / H on TS-35 (mm)	54 / 55	
Package	50	

Part number	Package
SS7	
DKMSPS-001	50
DKMC6	50
TM49W	10
TS-35	20



DKM8		
Rated Data	**UL**	**IEC**
Rated Voltage (V)	1000	1000
Rated Current (A)	150	150
Rated impulse voltage		8KV
Wire range (AWG/mm^2)	14~1/0	2.5~50
Connection Capacity		
Max. Solid (mm^2)		50
Max. Stranded (mm^2)		50
General Data		
Torque (N.m)	6~12	
Screws	M8	
Insulation material	PA	
T / W (mm)	24.5 / 67	
H / H on TS-35 (mm)	63 / 64	
Package	20	

Part number	Package
SS7	
DKMSPS-002	50
DKMC8	50
TM49W	10
TS-35	20



The DKM series is designed specifically for safety of electricity distribution in power industry. Only one wrench can finish the reliable connection for you. It also saves space in field wiring that allowed up to 4 wire lugs on each stud.

The stud terminal blocks provide the improved wiring secureness which can apply in high requirements in terms of vibration and shock resistance, such as vehicles, motor and transportation.

Dinkle offers 1 to 3 stud in each terminal block and available for wire size from 0.5mm^2 to 120 mm^2

DKM

Accessories

End bracket
Partition plate
Safety cover
Marking label
DIN Rail



DKM10			
Rated Data		**UL**	**IEC**
Rated Voltage	(V)	1000	1000
Rated Current	(A)	255	269
Rated impulse voltage			8KV
Wire range	(AWG/mm^2)	10~250(kcmil)	6~120
Connection Capacity			
Max. Solid	(mm^2)		120
Max. Stranded	(mm^2)		120
General Data			
Torque	(N.m)	10~20	
Screws		M10	
Insulation material		PA	
T / W	(mm)	35.5 / 67	
H / H on TS-35	(mm)	70 / 71	
Package		20	
		Part number	**Package**
		SS7	
		DKMSPS-002	50
		DKMC10/12	50
		TM49W	10
		TS-35	20

DKM12			
Rated Data		**UL**	**IEC**
Rated Voltage	(V)	1000	1000
Rated Current	(A)	255	269
Rated impulse voltage			8KV
Wire range	(AWG/mm^2)	10~250(kcmil)	6~120
Connection Capacity			
Max. Solid	(mm^2)		120
Max. Stranded	(mm^2)		120
General Data			
Torque	(N.m)	14~30	
Screws		M12	
Insulation material		PA	
T / W	(mm)	35.5 / 67	
H / H on TS-35	(mm)	70 / 71	
Package		20	
		Part number	**Package**
		SS7	
		DKMSPS-002	50
		DKMC10/12	50
		TM49W	10
		TS-35	20



DKMW8			
Rated Data		**UL**	**IEC**
Rated Voltage	(V)	1000	1000
Rated Current	(A)	175	192
Rated impulse voltage			8KV
Wire range	(AWG/mm^2)	14~2/0	2.5~70
Connection Capacity			
Max. Solid	(mm^2)		70
Max. Stranded	(mm^2)		70
General Data			
Torque	(N.m)	6~12	
Screws		M8	
Insulation material		PA	
T / W	(mm)	32 / 132	
H / H on TS-35	(mm)	63 / 64	
Package		10	
		Part number	**Package**
		DKMSPS-002	50
		DKMC10/12	50
		TM49W	10
		TS-35	20

Safety Cover

DKMC5

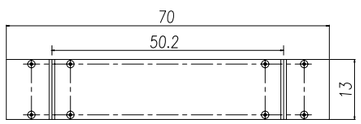

DKMC6

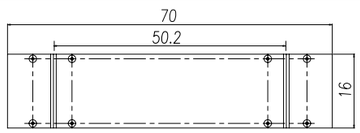

DKMC8

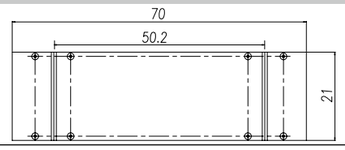

DKMC10/12

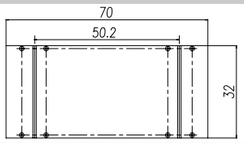

Part numer	Compatible Product	Package
DKMC5	DKM5	50
DKMC6	DKM6, DKM6-2	50
DKMC8	DKM8, DKM8-2	50
DKMC10/12	DKM10, DKM12, DKM10-2	50

The DKM series is designed specifically for safety of electricity distribution in power industry. Only one wrench can finish the reliable connection for you. It also saves space in field wiring that allowed up to 4 wire lugs on each stud.

The stud terminal blocks provide the improved wiring secureness which can apply in high requirements in terms of vibration and shock resistance, such as vehicles, motor and transportation.

Dinkle offers 1 to 3 stud in each terminal block and available for wire size from 0.5mm^2 to 120 mm^2

DKM

Accessories

Partition plate
Safety cover
Marking label
DIN Rail



DKM6-2			
Rated Data		**UL**	**IEC**
Rated Voltage	(V)	1000	1000
Rated Current	(A)	115	125
Rated impulse voltage			8KV
Wire range	(AWG/mm^2)	14~2	2.5~35
Connection Capacity			
Max. Solid	(mm^2)		35
Max. Stranded	(mm^2)		35
General Data			
Torque	(N.m)	3~6	
Screws		M6	
Insulation material		PA	
T / W	(mm)	19.5 / 67	
H / H on TS-35	(mm)	54 / 55	
Package		20	
Accessories		**Part number**	**Package**
		DKMSPS-002	50
		DKMC6	50
		TM49W	10
		TS-35	20



DKM8-2			
Rated Data		**UL**	**IEC**
Rated Voltage	(V)	1000	1000
Rated Current	(A)	150	150
Rated impulse voltage			8KV
Wire range	(AWG/mm^2)	14~1/0	2.5~50
Connection Capacity			
Max. Solid	(mm^2)		50
Max. Stranded	(mm^2)		50
General Data			
Torque	(N.m)	6~12	
Screws		M8	
Insulation material		PA	
T / W	(mm)	24.5 / 68	
H / H on TS-35	(mm)	63 / 64	
Package		20	
Accessories		**Part number**	**Package**
		DKMSPS-002	50
		DKMC8	50
		TM49W	10
		TS-35	20



DKM10-2			
Rated Data		**UL**	**IEC**
Rated Voltage	(V)	1000	1000
Rated Current	(A)	255	269
Rated impulse voltage			8KV
Wire range	(AWG/mm^2)	10~250(kcmil)	6~120
Connection Capacity			
Max. Solid	(mm^2)		120
Max. Stranded	(mm^2)		120
General Data			
Torque	(N.m)	10~20	
Screws		M10	
Insulation material		PA	
T / W	(mm)	35.5 / 88	
H / H on TS-35	(mm)	70 / 71	
Package		10	
Accessories		**Part number**	**Package**
		DKMSPS-002	50
		DKMC10/12	50
		TM49W	10
		TS-35	20

Partition Plate

DKMSPS-001

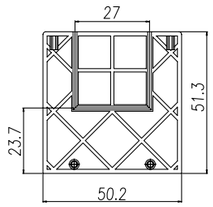

DKMSPS-002

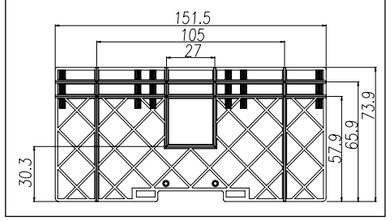

Part numer	Compatible Product	Package
DKMSPS-001	DKM5, DKM6	50
DKMSPS-002	DKM8, DKM10, DKM12, DKM6-2, DKM8-2, DKM10-2	50

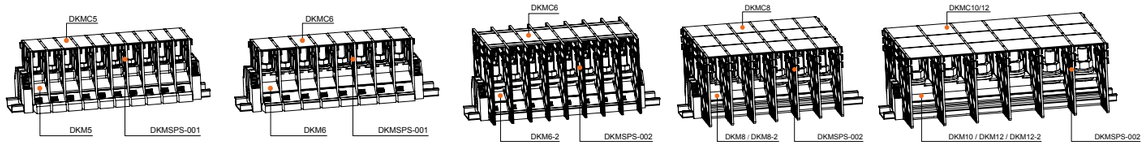

Busbar Clamps



- Compact design of connection is applicable to switchgears or panels.
- Grounding busbar terminal block can be individually installed on control panels or on DIN rail by installing on busbar holder.





It is often to locate the neutral conductor and the protective conductor together in the middle of switchgears and controllers. The busbar terminal blocks can connect lots of wires in a constrain space. In order to gather the neutral conductor and the protective conductor at the center, the DKZ series can be fitted by insulated cover to recognize a protective conductor easily, we can provide a yellow-green insulating cover. With insulated cover, it's obvious to identify each conductor.

DKZ

DKZ4		
Rated Data	**UL**	**IEC**
Rated Voltage (V)		
Rated Current (A)	30	41
Rated impulse voltage		
Wire range (AWG/mm^2)	20~10	0.5~6
Connection Capacity		
Max. Solid (mm^2)		6
Max. Stranded (mm^2)		4
General Data		
Torque (N.m)	1.2~2.4	
Screws	M4	
Stripping length (mm)	16	
TxHxW (mm)	7x23.5x16	
Package	200	

Accessories(TxHxW)mm	Part number	Package
Busbar (3X10)	DKZB0310-XXXX	5
Busbar holder	DSH1	50
	DSH2	50

DKZ4E		
Rated Data	**UL**	**IEC**
Rated Voltage (V)		
Rated Current (A)	30	41
Rated impulse voltage		
Wire range (AWG/mm^2)	20~10	0.5~6
Connection Capacity		
Max. Solid (mm^2)		6
Max. Stranded (mm^2)		4
General Data		
Torque (N.m)	1.2~2.4	
Screws	M4	
Stripping length (mm)	16	
TxHxW (mm)	7x25.8x26.5	
Package	100	

Accessories(TxHxW)mm	Part number	Package
Busbar (3X10)	DKZB0310-XXXX	5
Busbar holder	DSH1	50
	DSH2	50

DKZ4E-YG		
Rated Data	**UL**	**IEC**
Rated Voltage (V)		
Rated Current (A)	30	41
Rated impulse voltage		
Wire range (AWG/mm^2)	20~10	0.5~6
Connection Capacity		
Max. Solid (mm^2)		6
Max. Stranded (mm^2)		4
General Data		
Torque (N.m)	1.2~2.4	
Screws	M4	
Stripping length (mm)	16	
TxHxW (mm)	7x25.8x26.5	
Package	100	

Accessories(TxHxW)mm	Part number	Package
Busbar (3X10)	DKZB0310-XXXX	5
Busbar holder	DSH1	50
	DSH2	50
	DSHG	50



DKZ16		
Rated Data	**UL**	**IEC**
Rated Voltage (V)		
Rated Current (A)		
Rated impulse voltage		
Wire range (AWG/mm^2)	14~4	1.5~16
Connection Capacity		
Max. Solid (mm^2)		16
Max. Stranded (mm^2)		16
General Data		
Torque (N.m)	2~4	
Screws	M5	
Stripping length (mm)		
TxHxW (mm)	11.5x26.5x22	
Package	100	

Accessories(TxHxW)mm	Part number	Package
Busbar (5 X 10)	DKZB0510-XXXX	20

DKZ35		
Rated Data	**UL**	**IEC**
Rated Voltage (V)		
Rated Current (A)	115	125
Rated impulse voltage		
Wire range (AWG/mm^2)	18~2	0.75~35
Connection Capacity		
Max. Solid (mm^2)		35
Max. Stranded (mm^2)		35
General Data		
Torque (N.m)	3.2~3.7	
Screws	M6	
Stripping length (mm)	15	
TxHxW (mm)	12x36.5x40	
Package	50	

Accessories(TxHxW)mm	Part number	Package
Busbar (5 X 15)	DKZB0515-XXXX	20

DKZ35A		
Rated Data	**UL**	**IEC**
Rated Voltage (V)		
Rated Current (A)		
Rated impulse voltage		
Wire range (AWG/mm^2)	10~2	4~35
Connection Capacity		
Max. Solid (mm^2)		35
Max. Stranded (mm^2)		35
General Data		
Torque (N.m)	6	
Screws	M8	
Stripping length (mm)		
TxHxW (mm)	16x31.5x29	
Package	50	

Accessories(TxHxW)mm	Part number	Package
Busbar (5 X 15)	DKZB0515-XXXX	20

DKZ70A		
Rated Data	**UL**	**IEC**
Rated Voltage (V)		
Rated Current (A)		
Rated impulse voltage		
Wire range (AWG/mm^2)	4~20	16~70
Connection Capacity		
Max. Solid (mm^2)		70
Max. Stranded (mm^2)		70
General Data		
Torque (N.m)	10	
Screws	M8	
Stripping length (mm)		
TxHxW (mm)	20.5x39x32	
Package	20	

Accessories(TxHxW)mm	Part number	Package
Busbar (5 X 10)	DKZB0510-XXXX	20

Busbar Clamps & Accessories

DKZ70B

Rated Data		UL	IEC
Rated Voltage	(V)		
Rated Current	(A)		
Rated impulse voltage			
Wire range	(AWG/mm^2)	4~2/0	16~70
Connection Capacity			
Max. Solid	(mm^2)		70
Max. Stranded	(mm^2)		70
General Data			
Torque	(N.m)	10	
Screws		M8	
Stripping length	(mm)		
TxHxW	(mm)	20.5x44x32	
Package		40	

Accessories(TxHxW)mm	Part number	Package
Busbar (10 X 10)	DKZB1010-XXXX	20

DKZ120

Rated Data		UL	IEC
Rated Voltage	(V)		
Rated Current	(A)		
Rated impulse voltage			
Wire range	(AWG/mm^2)	4~250 (kcmil)	16~120
Connection Capacity			
Max. Solid	(mm^2)		120
Max. Stranded	(mm^2)		120
General Data			
Torque	(N.m)	15	
Screws		M10	
Stripping length	(mm)		
TxHxW	(mm)	23.5x43x36	
Package		20	

Accessories(TxHxW)mm	Part number	Package
Busbar (5 X 10)	DKZB0510-XXXX	20

DSH1

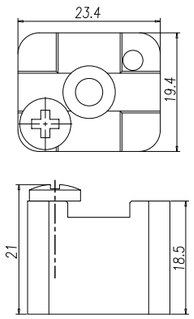

DSH2

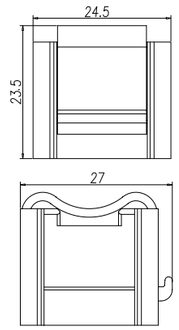

Part number	For	Package
DSH1	DKZ4, DKZ4E, DKZ4E-YG	50Pcs / Pkt
DSH2	DKZ4, DKZ4E, DKZ4E-YG	50Pcs / Pkt

DSHG

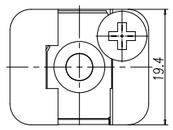

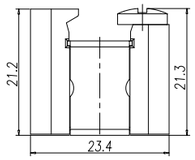

Part number	For	Package
DSHG	DKZ4E-YG	100Pcs / Pkt

DKZB

Unit : mm

Part number	L	T	W
DKZB0310-XXXX	1000.00	3.00	10.08
DKZB0510-XXXX	1000.00	5.00	10.08
DKZB0515-XXXX	1000.00	5.00	15.08
DKZB1010-XXXX	1000.00	10.00	10.00

Busbar provids a length range from min. 80 to max. 1000mm, customized sizes are available.

Part number	For	Package
DKZB0310-XXXX	DKZ4, DKZ4E, DKZ4E-YG	5Pcs / Pkt
DKZB0510-XXXX	DKZ16, DKZ70A, DKZ120	20Pcs / Pkt
DKZB0515-XXXX	DKZ35, DKZ35A	20Pcs / Pkt
DKZB1010-XXXX	DKZ70B	20Pcs / Pkt

Application



Accessories



- DIN rail terminal blocks offer full range of accessories. Cover, end bracket and partition plate for easy system building.
- The marking block helps to save space directly on terminal blocks.
- Cross connection system includes plug-in and side insertion bridges.

End Bracket

SS2	SS3	SS4	SS5
			
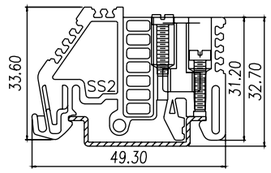	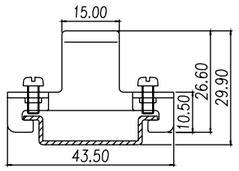	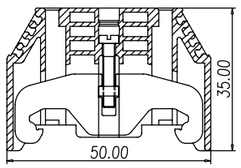	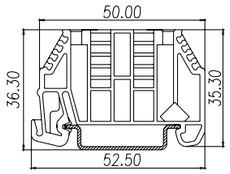

Part numer	DIN Rail	Marking label	Package
SS2	TS-35, TS-35/15	TM43W, TM48W	50
SS3	TS-35, TS-35/15	-	-
SS4	TS-35, TS-35/15	TM49W	50
SS5	TS-35, TS-35/15	TM49W	50

SS6	SS7	SS8	SS11
			
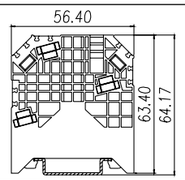	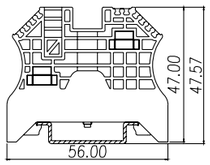	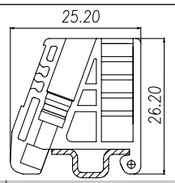	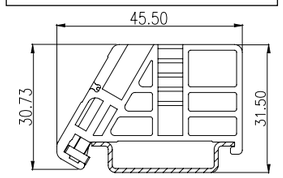

Part numer	DIN Rail	Marking label	Package
SS6	TS-35, TS-35/15	TM49W	50
SS7	TS-35, TS-35/15	TM43W, TM49W	50
SS8	TS-15	TM49W	50
SS11	TS-35, TS-35/15	TM49W	50

Marking Block

MKH-001	MKH-002	MKW	MKL
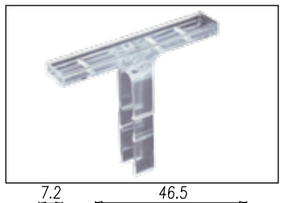			
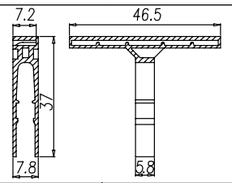	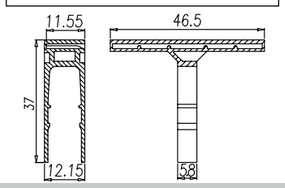	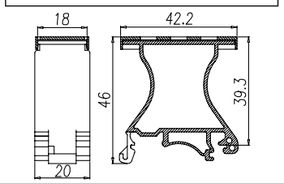	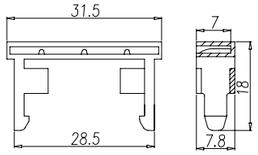

Part numer	Compatible Product	Package
MKH-001	SS2, SS4, SS5, SS7, SS8, SS11	50
MKH-002	SS6	50
MKW	TS-35, TS-35/15	20
MKL	SS4, SS5	100

Marking Block

MKG-001	MKG-002	MKG-003	MKG-004
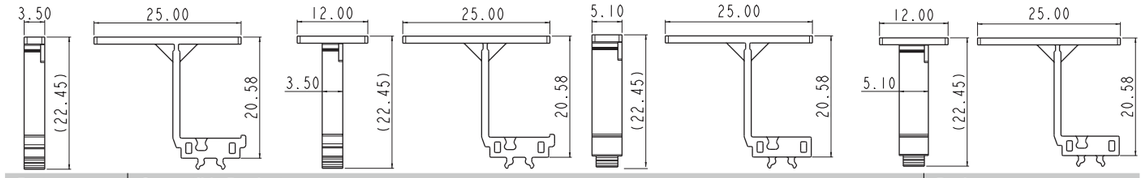			

Part numer	Compatible Product	Package
MKG-001	SS2, SS6, SS7	200
MKG-002	SS2, SS6, SS7	200
MKG-003	SS2, SS6, SS7	200
MKG-004	SS2, SS6, SS7	200

Separating Disk

DKNSPS-001	DKNSPS-002	DKNSPS-003	DKNSPS-004
			
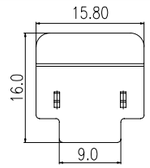	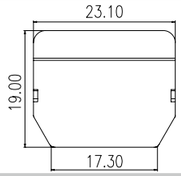	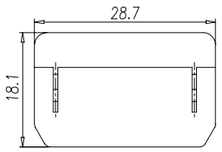	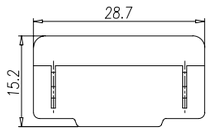

Part numer	Compatible Product	package
DKNSPS-001	DK2.5N, DK4N, DK2.5N-TN, DK4N-TN, DK10N-TN, DK2.5N-TR, DK4N-TR, DKK2.5N, DKK4N, DKK2.5N-PV, DKK4N-PV	50
DKNSPS-002	DK6N, DK10N, DK6N-TN	50
DKNSPS-003	DK16H	50
DKNSPS-004	DK35H	50

Partition Plate

AKSPS-001	AKSPS-002	AKSPS-003	
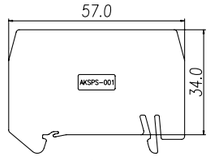	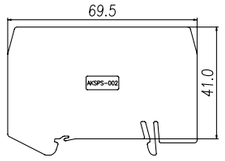	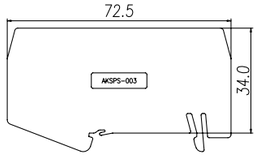	

Part numer	Compatible Product	package
AKSPS-001	DP1.5, DP2.5, DP4, DP10, DP16	50
AKSPS-002	DP6	50
AKSPS-003	DP1.5-TN, DP2.5-TN, DP4-TN	50

Partition Plate

AKSPS-004	AKSPS-005		

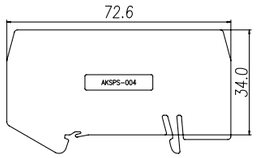

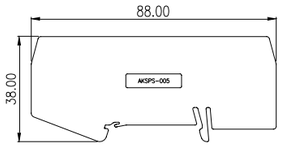

Part numer	Compatible Product	Package
AKSPS-004	DP1.5-TR, DP2.5-TR, DP4-TR	50
AKSPS-005	DP4-TR	50

DKNSPS-005	DKNSPS-008	DKNSPS-009	

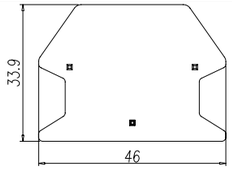

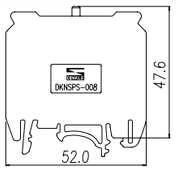

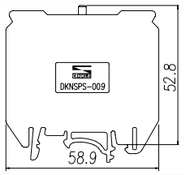

Part numer	Compatible Product	Package
DKNSPS-005	DK2.5N, DK-4N	50
DKNSPS-008	DK2.5N, DK4N, DK6N	50
DKNSPS-009	DK10N, DK16N	50

Reducing Bridges

DSD03-1.5/2.5	DSD03-2.5/4	DSD03-1.5/4
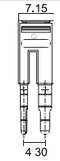	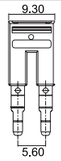	

Screw-on bridges

DS16	DS35
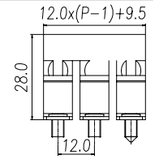	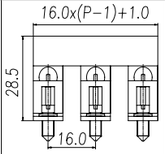

Part numer	Position	Compatible Products	Package
DS16	02~10	DK16H, DK10-TF(5X20)	10Pcs / Pkt
DS35	02~10	DK35H	10Pcs / Pkt
DSD03-1.5/2.5		DP1.5, DP2.5, DP1.5-TN, DP2.5-TN, DP1.5-TR, DP2.5-TR	50Pcs / Pkt
DSD03-2.5/4		DP2.5, DP4, DP2.5-TN, DP4-TN, DP2.5-TR, DP4-TR	50Pcs / Pkt
DSD03-1.5/4		DP1.5, DP4, DP1.5-TN, DP4-TN, DP1.5-TR, DP4-TR	50Pcs / Pkt

Plug-in bridges

DSS2.5N	DSS4N	DSS6N	DSS10N
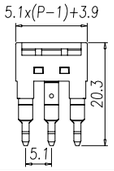	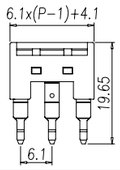	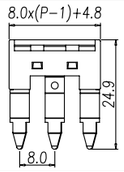	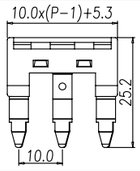

Part numer	Position	Compatible Products	Package
DSS2.5N-XXP	02~10	DK2.5N, DK2.5N-TN, DK2.5N-TR	2~4P / 50Pcs/Pkt, 5~10P / 10Pcs/Pkt
DSS4N-XXP	02~10	DK4N, DK4N-TN, DK4N-TR	2~4P / 50Pcs/Pkt, 5~10P / 10Pcs/Pkt
DSS6N-XXP	02~10	DK6N	2~4P / 50Pcs/Pkt, 5~10P / 10Pcs/Pkt
DSS10N-XXP	02~10	DK10N	10Pcs / Pkt



DSD03-1.5	DSD01-2.5..N	DSD01-4..N	DSD01-6..N	DSD01-10..N
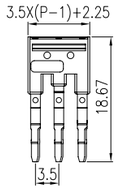	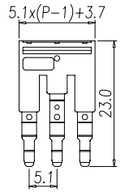	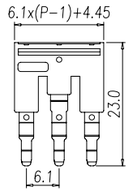	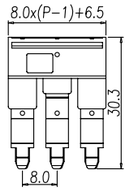	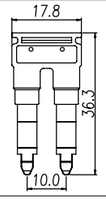

Part numer	Position	Compatible Products	Package
DSD03-1.5	02~10	DP1.5, DP1.5-TR, DP1.5-TN	50Pcs / Pkt
DSD01-2.5XXN	02~10	DP2.5, DP2.5-TN, DP2.5-TR, DPP2.5	2~4P / 50Pcs/Pkt, 5~10P / 10Pcs/Pkt
DSD01-4XXN	02~10	DP4, DP4-TN, DP4-TR, DPP4	2~4P / 50Pcs/Pkt, 5~10P / 10Pcs/Pkt
DSD01-6XXN	02~10	DP6, DP6-TN, DP6-TR	2~4P / 50Pcs/Pkt, 5~10P / 10Pcs/Pkt
DSD01-10XXN	02~10	DP10	10Pcs / Pkt

Insertion bridges



CSC-2.5..P	CSC-6..P	CSC-16..P	CSC-35..P
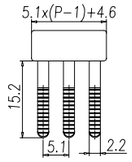	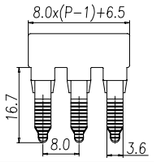	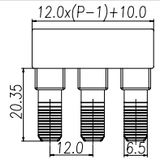	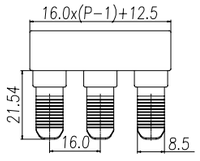

Part numer	Position	Compatible Products	Package
CSC-2.5XXP	02~10	DKES1.5	2~4P / 50Pcs/Pkt, 5~10P / 10Pcs/Pkt
CSC-6XXP	02~10	DKTD6, DKTL6, DK6N, DKTD6N	2~4P / 50Pcs/Pkt, 5~10P / 10Pcs/Pkt
CSC-16XXP	02~10	DK16H	10Pcs / Pkt
CSC-35XXP	02~10	DK35H	10Pcs / Pkt



CSC-2.5..PN	CSC-4..PN	CSC-10..PN	CSC-16..PN
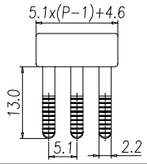	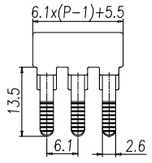	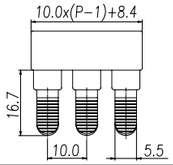	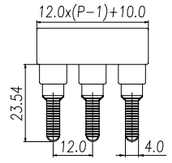

Part numer	Position	Compatible Products	Package
CSC-2.5XXPN	02~10	DK2.5N, DK2.5N-TN, DK2.5N-TR	2~4P / 50Pcs/Pkt, 5~10P / 10Pcs/Pkt
CSC-4XXPN	02~10	DK4N, DK4N-TN, DK4N-TR	2~4P / 50Pcs/Pkt, 5~10P / 10Pcs/Pkt
CSC-10XXPN	02~10	DK10N	10Pcs / Pkt
CSC-16XXPN	02, 03, 10	DK10-TF(5X20)	10Pcs / Pkt

CSC-2.5..PS	CSC-4..PS	CSC-6..PS
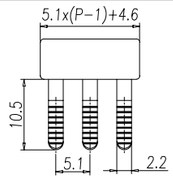	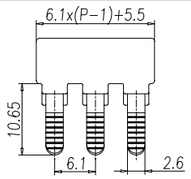	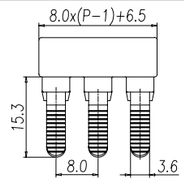

Part numer	Position	Compatible Products	Package
CSC-2.5XXPS	02~10	DK2.5S, PM2.5N-XXP	2~4P / 50Pcs/Pkt, 5~10P / 10Pcs/Pkt
CSC-4XXPS	02~10	DK4S, PM4N-XXP	2~4P / 50Pcs/Pkt, 5~10P / 10Pcs/Pkt
CSC-6XXPS	02~10	DK6S, PM6N-XXP	2~4P / 50Pcs/Pkt, 5~10P / 10Pcs/Pkt

CSC-50..P	CSC-95..P	CSC-150..P	CSC-240..P
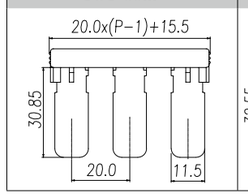	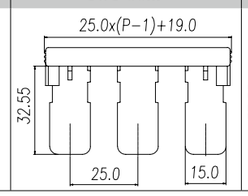	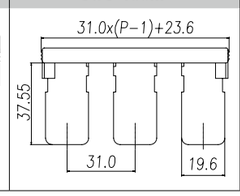	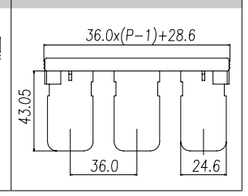

Part numer	Position	Compatible Products	Package
CSC-50XXP	02~05	DK50	10Pcs/Pkt
CSC-95XXP	02, 03	DK90	10Pcs/Pkt
CSC-150XXP	02, 03	DK150	10Pcs/Pkt
CSC-240XXP	02, 03	DK240	10Pcs/Pkt

FUSE

FUK6.3A-01

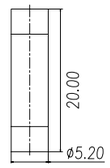

Part numer	Compatible Products	Package
FUK6.3A-01	DK4N-TF(5X20), DK4-TFL(5X20), DKK4-TF(5X20), DKK10-TF(5X20), DP4-TFU(5X20), DP-FU(5X20)	400Pcs/Pkt

DIN Rail Cap

PMH		TS-35C	

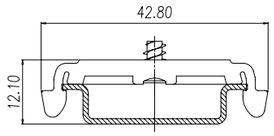

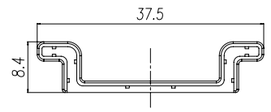

Part numer	Compatible Products	Package
PMH	PM2.5N, PM4N, PM6N	50Pcs / Pkt
TS-35C	TS-35	50Pcs / Pkt

DIN Rail & DIN Rail Cutter

TS-15-1000

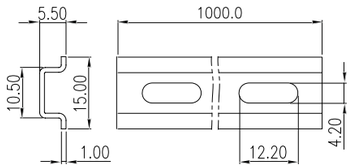

TS-35-1000

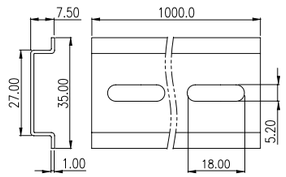

TS-35/15-1000



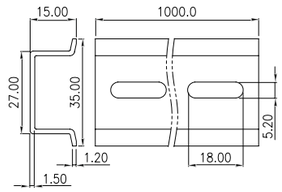

*** Specific length of rail available upon request.**

Part numer	Compatible Product	Package
TS-15	DK..S	20Pcs / Pack
TS-35	DK, DK-PE, AK, AK-PE, AK..P, DP, DP-PE	20Pcs / Pack
TS-35/15	DK, DK-PE	10Pcs / Pack

TSC-S01

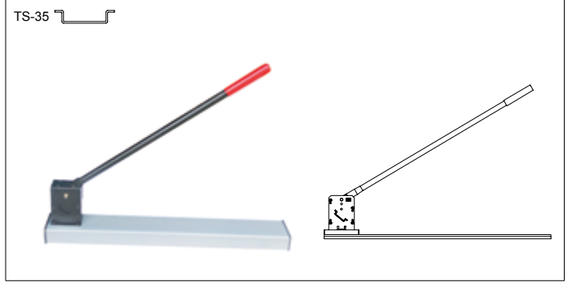

TSC-S02

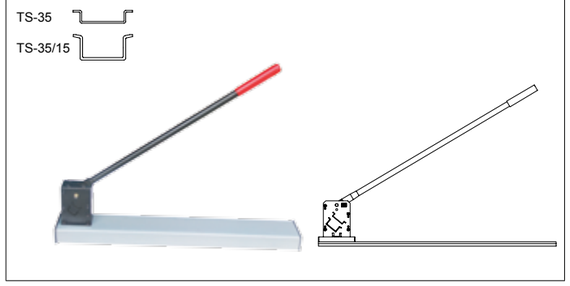

Part numer	DIN Rail	Package
TSC-S01	TS-35	1Pcs / Pkt
TSC-S02	TS-35, TS-35/15	1Pcs / Pkt

D-Thermo

Thermal Transfer Printer

Print in 6 seconds

Marking System

Thermal Transifer Printer Kit

Part number	Pc / box
TMP-002	1

Product Description

Thermal tranfer Printer kit includes printer ink ribbon (Length: 30m), magazine for marking label, power cable and USB cable.

Features

- High speed printing system.
- Allow easy change of labels.
- Practical and durable product quality.
- Easy operating on color touch display.

Accessories

Ink ribbon

Part number	Pc / box
TMPT-11-300	1

Product Description

Ink ribbon
Color : Black
Length : 300M
*Consumables

Empty paper roll

Part number	Pc / box
TMPT-12	1

Product Description

Empty paper roll

*Consumables

Cleaning pen

Part number	Pc / box
TMPC-05	1

Product Description

Cleaning pen

*Consumables

Magazine



Part number	Pc / box
TMPF-04	1

Product Description

Magazine for thermal printer TMP-002 for accommodating TM marking labels (TM41W~TM50W) .
*Consumables

Marking Labels

TM41W

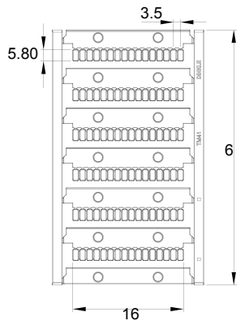

TM42W

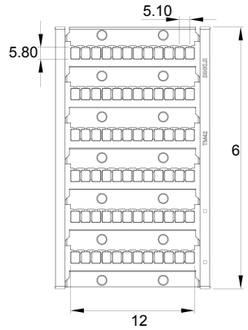

TM43W

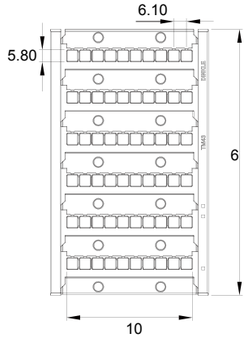

TM44W

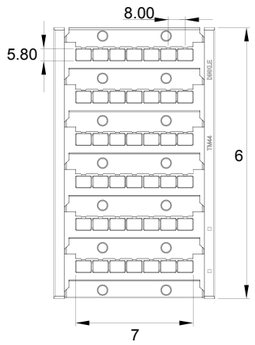

Part numer	Width	Length	Total number of tabs on each marking label	Pcs / box
TM41W	3.5	5.8	16x6=96	10
TM42W	5.1	5.8	12x6=72	10
TM43W	6.1	5.8	10x6=60	10
TM44W	8.0	5.8	7x6=42	10

TM45W

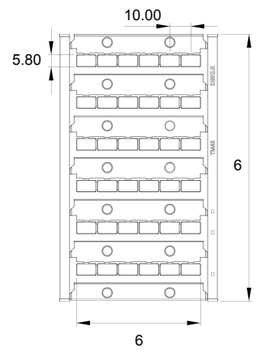

TM46W

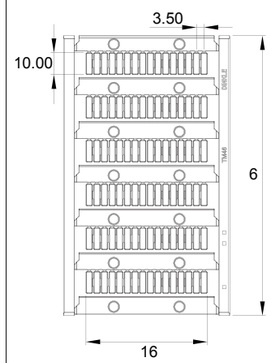

TM47W

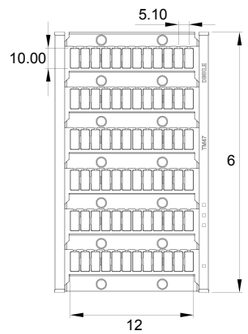

TM48W

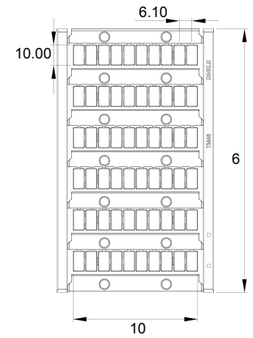

Part numer	Width	Length	Total number of tabs on each marking label	Pcs / box
TM45W	10	5.8	6x6=36	10
TM46W	3.5	10	16x6=96	10
TM47W	5.1	10	12x6=72	10
TM48W	6.1	10	10x6=60	10

Thermal Printer Marking Label

TM49W	TM50W		
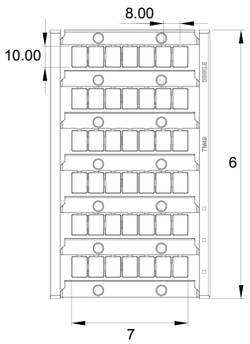	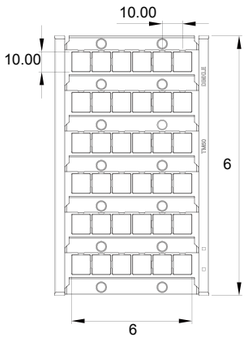		

Part numer	Width	Length	Total number of tabs on each marking label	Pcs / box
TM49W	8	10	7x6=42	10
TM50W	10	10	6x6=36	10

Reference Table : Marking Label for DIN Rail Terminal Blocks

TM ☐ ☐ ☐ – **XXX**

- Marking contents (A, B, C.....Z: 00,01,02,03.....98,99)
- Color code (**K**: Black **R**: Red **X**: Yellow **G**: Green **L**: Blue **N**: Orange **M**: Grey **W**: White)
- Marking label specification 41, 42,43...,50

Part numer	TM41W	TM42W	TM43W	TM44W	TM45W	TM46W	TM47W	TM48W	TM49W	TM50W	
Length	5.8	5.8	5.8	5.8	5.8	10	10	10	10	10	Best application / Available application
Width	3.5	5.1	6.1	8	10	3.5	5.1	6.1	8	10	
											DP1.5, DP1.5-TN, DP1.5-TR, DPP1.5, DP1.5-PE, DP1.5-TN-PE, DP1.5-TR-PE, DPP1.5-PE
											DP2.5, DP2.5-TN, DP2.5-TR, DPP2.5, DP2.5-3L, DP2.5-3L-PV, DP2.5-PE, DP2.5-TN-PE, DP2.5-TR-PE, DPP2.5-PE, DP2.5-3L-L3PE, DK2.5S, PM2.5WN, PMM2.5WN
											DP2.5-ES, DP2.5/1P, DP2.5PG-XXP, DKES1.5, DKES1.5-XXP, DKES1.5M-XXP
											DP4, DP4-TN, DP4-TR, DPP4, DP4-PE, DP4-TN-PE, DP4-TR-PE, DPP4-PE, DP4-TFU, DP4-TFU(5X20), DK4S, SS2, SS7
											DP6, DP6-TN, DP6-TR, DP6-PE, DP6-TN-PE, DP6-TR-PE, DPTD6, DPTL6, DPTD6-D05, DPTD6-D06, DK6S
											DK4N-TF(5X20), DK4N-TFL(5X20), DKK4-TF(5X20)
											DP10, DP10-TN, DP10-PE, DP10-TN-PE
											DP16, DP16-PE, DK10-TF(5X20)
											DP1.5, DP1.5-TN, DP1.5-TR, DP1.5-PE, DP1.5-TN-PE, DP1.5-TR-PE
											DP2.5, DP2.5-TN, DP2.5-TR, DP2.5-PE, DP2.5-TN-PE, DP2.5-TR-PE, DP2.5/1P, DK2.5N, DK2.5N-TN, DK2.5N-TR
											DKK2.5N, DKK2.5N-PV, DK2.5N-PE, DK2.5N-TN-PE, DK2.5N-TR-PE, DK2.5N-TP, DK2.5N-TG, DK2.5N-CP, DKK2.5N-TP, DKK2.5N-TG, DKK2.5N-CP, PM2.5N
											DK2.5-PE, DKES1.5, DKES1.5-XXP, DKES1.5M-XXP
											DP4, DP4-TN, DP4-TR, DP4-PE, DP4-TN-PE, DP4-TR-PE, SS2
											DK4N, DK4N-TN, DK4N-TR, DKK4N, DKK4N-PV, DK4N-PE, DK4N-TN-PE, DK4N-TR-PE, DK4-PE, DK4N-TP, DK4N-TG, DK4N-CP, DKK4N-TP, DKK4N-TG, DKK4N-CP, PM4N
											DP6, DP6-TN, DP6-TR, DP6-PE, DP6-TN-PE, DP6-TR-PE, DPTD6, DPTL6, DPTD6-D05, DPTD6-D06, DK6N, DK6N-TN, DK6N-PE, DKTD6N, DKTD6, DKTL6, PM6N
											DK10N, DK10N-TN, DK10N-PE, DK10-PE, DK16-PE, DK16N-PE, DK16H, DK35H, DK35H-PE, DK50, DK50-PE, DK95-PE, DK95, DK150, DK240
											DKM5, DKM6, DKM8, DKM10, DKM12, DKMW8, DKM6-2, DKM8-2, DKM10-2, SS4, SS5, SS6, SS7, SS8, SS11
											DP10, DP10-TN, DP10-PE, DP10-TN-PE
											DP16, DP16-PE

Ferrules & Tools

Features of Dinkle Screwdrivers :

- The quality alloy material withstand high torque value prevents the screwdriver from breaking when it is overstressed.
- Meets the DIN, ISO and ANSI standards.
- PP and TPV materials of the handle avoid slippery and provide resistance to chemical, oil and most solvents.
- Blade made of special high quality SVCM steel alloy, through hardening treatment.
- Streamlined handle design fits your hand comfortably for a firm grip.

Hand Tools

DNT04-2616A

26-16AWG
0.2~1.25mm²

Cutter

DNT04-2010A

20-10AWG
0.6~5mm²

Stripping Plier

DNT01-2210B

22-10AWG
0.5~6mm²

DNT01-2206B

22-6AWG
0.5~16mm²

Crimping Plier

DNT13-0101

DNT13-0102

Crimping Plier

- Specially mechanically designed for maximum crimping force
- Square crimp, four sets of jagged surface for crimping
- Cross section : 0.08~10mm²/AWG 28~7
- Self-adjustable to suit the wire size
- Save up to 40% manpower

Durability

The spring was made by hardened steel. Durable & flexible

40% OFF manpower
Cost saving

Mechanical design helps labor saving & cost saving.

Square crimp

The crimped wire with ferrule is in a square shape for easy connection.

Screwdriver

Slotted Screwdriver

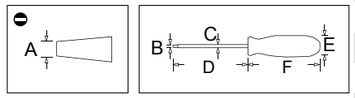

Part numer	A	B	D	Pcs / box
DNT11-0102	2.5	0.4	75	12
DNT11-0107	3.5	0.6	100	12
DNT11-0109	4.0	0.8	100	12
DNT11-0111	5.5	1.0	150	12

Slotted screwdriver

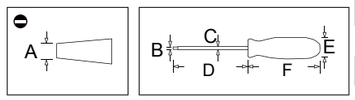

Part numer	A	B	D	Pcs / box
DNT11-0301	2.5	0.4	75	12
DNT11-0307	3.5	0.6	100	12
DNT11-0303	4.0	0.8	100	12
DNT11-0304	5.5	1.0	125	12

Insulated slotted screwdriver

Phillips Screwdriver

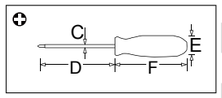

Part numer	C	D	Pcs / box
DNT11-0201	#0 / 3.0	60	12
DNT11-0202	#1 / 5.0	80	12
DNT11-0205	#2 / 6.0	100	12
DNT11-0208	#3 / 8.0	150	6

Philips screwdriver

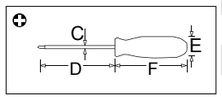

Part numer	C	D	Pcs / box
DNT11-0401	#0 / 3.0	60	12
DNT11-0402	#1 / 5.0	80	12
DNT11-0403	#2 / 6.0	100	12
DNT11-0404	#3 / 8.0	150	6

Insulated philips screwdriver

Ferrules For Single Wire

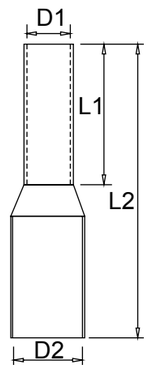

Diameter AWG (mm²)	Part number	Package Pcs / bag	Package Pcs / box	Size(mm) D1	D2	L1	L2	DIN 46228/4 color
24 (0.25)	DN00206D	1000	10	0.75	1.9	6	10	Light Blue
	DN00208D					8	12	
22 (0.34)	DN00306D	1000	10	0.8	1.9	6	10	Turouise
	DN00308D					8	12	
20 (0.5)	DN00506D	500	10	1.0	2.6	6	10	White
	DN00508D					8	14	
	DN00510D	500	8			10	16	
18 (0.75)	DN00706D	500	8	1.2	2.8	12	12	Grey
	DN00708D					14	14	
	DN00710D					16	16	
	DN00712D					18	18	
(1)	DN01006D	500	6	1.4	3.0	6	12	Red
	DN01008D					8	14	
	DN01010D					10	16	
	DN01012D					12	18	
16 (1.5)	DN01508D	500	4	1.7	3.5	8	14	Black
	DN01510D					10	16	
	DN01512D					12	18	
	DN01518D					18	24	
14 (2.5)	DN02508D	500	4	2.2	4.2	8	14	Blue
	DN02510D	500	3			10	16	
	DN02512D					12	18	
	DN02518D					18	24	
12 (4)	DN04010D	500	2	2.8	4.8	10	17	Grey
	DN04012D					12	20	
	DN04018D					18	26	
10 (6)	DN06012D	500	1	3.5	6.3	12	20	Yellow
	DN06018D					18	26	
7 (10)	DN10012D	200	1	4.5	7.6	12	22	Red
	DN10018D					18	28	
5 (16)	DN16012D	200	1	5.8	8.8	12	22	Blue
	DN16018D					18	28	
4 (25)	DN25016D	100	1	7.3	11.2	16	30	Yellow
	DN25018D					18	30	
	DN25022D					22	36	
2 (35)	DN35016D	100	1	8.3	12.7	16	30	Red
	DN35018D					18	32	
	DN35025D					25	39	
1 (50)	DN50020D	50	1	10.3	15.0	20	36	Blue
	DN50025D					25	40	
2 / 0 (70)	DN70021D	50	1	13.5	16.0	21	37	Yellow
3 / 0 (95)	DN95025D	50	1	14.7	18.0	25	44	Red
4 / 0 (120)	DN96027D	20	1	16.7	20.0	27	48	Blue
250kcmil (150)	DN97032D	20	1	19.5	23.0	32	58	Yellow

Ferrule Protection Cover

Part number：0211C1XX00

For ferrule types：
DN00506D / DN00508D / DN00510D

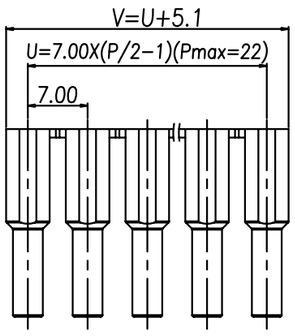

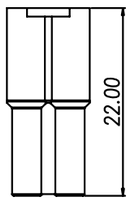

Ferrules For Double Wire

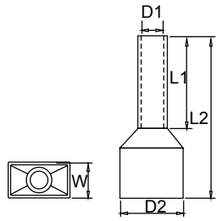

Diameter AWG (mm²)	Part number	Package Pcs / bag	Package Pcs / box	Size(mm) D1	W / D2	L1	L2	DIN 46228/4 color
2X0.50	DN00508B	500	5	1.5	2.5 / 4.7	8.0	15.0	White
2X0.75	DN00708B	500	5	1.8	2.8 / 5.0	8.0	15.0	Grey
	DN00710B					10.0	17.0	
2X1.00	DN01008B	500	4	2.05	3.4 / 5.4	8.0	15.0	Red
	DN01010B					10.0	17.0	
2X1.50	DN01508B	500	2	2.3	3.6 / 6.6	8.0	16.0	Black
	DN01512B					12.0	20.0	
2X2.50	DN02510B	500	1	2.8	4.2 / 7.8	10.0	18.5	Blue
	DN02513B					13.0	21.5	
2X4.00	DN04012B	200	2	3.7	4.9 / 8.8	12.0	23.0	Grey
2X6.00	DN06014B	200	1	4.8	6.9 / 10.0	14.0	26.0	Yellow
2X10.00	DN10014B	50	2	6.4	7.6 / 12.8	14.0	26.5	Red
2X16.00	DN16014B	50	2	8.3	9.6 / 18.6	14.0	31.5	Blue

Ring Terminal

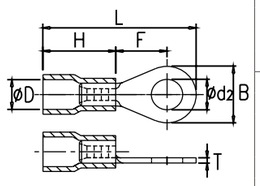

Diameter AWG (mm²)	Part number	Package Pcs / bag	Package Pcs / box	Size(mm) Ød2	B	F	L	H	ØD	T	DIN 46228/4 color
22~16 (0.5~1.5)	DNH1-132	1000	1	3.2	5.5	4.75	17.0	9.5	4.0	0.75	Red
	DNH1-137	1000	1	3.7	5.5	4.75	17.0				
	DNH1-137B			3.7	6.6	6.3	19.1				
	DNH1-143	1000	1	4.3	6.6	6.3	19.1				
	DNH1-143B			4.3	8.0	7.0	20.5				
	DNH1-153	1000	1	5.3	8.0	7.0	20.5				
	DNH1-164	200	2	6.4	11.6	9.7	25.0				
	DNH1-184	200	2	8.4	11.6	9.7	25.0				
	DNH1-110	200	1	10.5	14.0	12.0	28.5				
16~14 (1.5~2.5)	DNH1-232	1000	1	3.2	6.4	4.3	17.5	10.0	4.5	0.8	Blue
	DNH1-237	1000	1	3.7	6.4	4.3	17.5				
	DNH1-237B	500	1	3.7	8.5	7.75	22.0				
	DNH1-243	1000	1	4.3	6.6	6.3	19.6				
	DNH1-243B	500	1	4.3	8.5	7.75	22.0				
	DNH1-253	200	2	5.3	9.5	7.25	22.0				
	DNH1-264	200	1	6.4	12.0	11.0	27.0				
	DNH1-284	200	1	8.4	12.0	11.0	27.0				
	DNH1-210	200	1	10.5	14.0	12.0	29.0				
12~10 (4~6)	DNH1-537	500	1	3.7	7.2	5.9	22.5	13.0	6.8	1.0	Yellow
	DNH1-543	200	2	4.3	9.5	8.25	26.0				
	DNH1-553	200	2	5.3	9.5	8.25	26.0				
	DNH1-564	200	1	6.4	12.0	10.5	29.5				
	DNH1-584	200	1	8.4	15.0	13.5	34.0				
	DNH1-510	200	1	10.5	15.0	13.5	34.0				

Fork Terminal

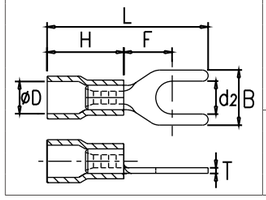

Diameter AWG (mm²)	Part number	Package Pcs / bag	Package Pcs / box	Size(mm) Ød2	B	F	L	H	ØD	T	DIN 46228/4 color
22~16 (0.5~1.5)	DNH2-137	1000	1	3.7	5.7	6.5	20.7	9.5	4.0	0.75	Red
	DNH2-137B			3.7	6.4	6.5	20.7				
	DNH2-143	1000	1	4.3	6.4	6.5	20.7				
	DNH2-143B			4.3	7.2	6.5	20.7				
	DNH2-153	500	1	5.3	8.1	6.5	20.7				
	DNH2-164	200	2	6.4	11.0	10.0	25.0				
16~14 (1.5~2.5)	DNH2-237	500	1	3.7	5.7	6.5	21.2	10	4.5	0.8	Blue
	DNH2-237B			3.7	6.4	6.5	21.2				
	DNH2-243	500	1	4.3	6.4	6.5	21.2				
	DNH2-243B			4.3	7.2	6.5	21.2				
	DNH2-253	200	2	5.3	8.1	6.5	21.2				
	DNH2-264	200	2	6.4	11.0	10.0	25.5				
12~10 (4~6)	DNH2-537	200	2	3.7	8.2	7.2	24.7	13	6.8	1.0	Yellow
	DNH2-543	200	2	4.3	8.2	7.2	24.7				
	DNH2-553	200	2	5.3	9.0	7.2	24.7				
	DNH2-564	200	1	6.4	12.0	11.0	31.0				

Standard cross section of copper conductors

Conductor cross section (mm^2)	Theorectical Diameter of the largest conductor			
	Metric			AWG / Kcmil
	Rigid		Flexible (mm)	
	Solid (mm)	Stranded, (mm)		
0.2	0.51	0.53	0.61	24
0.34	0.63	0.66	0.8	22
0.5	0.9	1.1	1.1	20
0.75	1.0	1.2	1.3	18
1	1.2	1.4	1.5	-
1.5	1.5	1.7	1.8	16
2.5	1.9	2.2	2.3	14
4	2.4	2.7	2.9	12
6	2.9	3.3	3.9	10
10	3.7	4.2	5.1	8
16	4.6	5.3	6.3	6
25	-	6.6	7.8	4
35	-	7.9	9.2	2
50	-	9.1	11	1/0
70	-	11	13.1	2/0
95	-	12.9	15.1	3/0
-	-	-	-	4/0
120	-	14.5	17	250kcmil

Conductor size(AWG) and rated current(UL 486-486B)

Conductor size (AWG or Kcmil)	Conductor size (mm^2)	Assigned maximum ampere rating (A)
30	0.05	0.5
28	0.08	0.8
26	0.13	1
24	0.20	2
22	0.32	3
20	0.52	5
18	0.82	7
16	1.31	10
14	2.08	15
12	3.31	20
10	5.26	30
8	8.37	50
6	13.3	65
4	21.2	85
3	26.7	100
2	33.6	115
1	42.4	130
1/0	53.5	150
2/0	67.4	175
3/0	85	200
4/0	107	230

Conductor size (Metric) and rated current (IEC 60947-1)

Conductor size (mm^2)	Conductor size (AWG or Kcmil)	Assigned maximum ampere rating (A)
0.05	30	-
0.08	28	-
0.13	26	-
0.20	24	4
0.34	22	5
0.5	20	6
0.75	18	9
1	-	13.5
1.5	16	17.5
2.5	14	24
4	12	32
6	10	41
10	8	57
16	6	76
25	4	101
35	2	125
50	1/0	150
70	2/0	192
95	3/0	232
120	250 Kcmil	269

Index

Part number	Page	Part number	Page	Part number	Page	Part number	Page
01		DK2.5N-TR-PE	37	DKMC10/12	58	DP1.5-PE	11
0175L1	25	DK2.5-PE	38	DKMC5	58	DP1.5-TN	5
0175-T002	25	DK2.5S	41	DKMC6	58	DP1.5-TN-PE	13
02		DK240	28	DKMSPS-001	59	DP1.5-TR	7
0207-01XX	19	DK35H	26	DKMSPS-002	59	DP1.5-TR-PE	15
1		DK35H-PE	39	DKMW8	58	DP10	4
2		DK4N	25	DKNSPS-001	65	DP10-PE	12
2EHDRD-XXP	55	DK4N-CP	45	DKNSPS-002	65	DP10-TN	6
2EHDRDM-XXP	55	DK4N-PE	34	DKNSPS-003	65	DP10-TN-PE	14
A		DK4N-T	43	DKNSPS-004	65	DP16	4
AKP-CP	41	DK4N-TF(5X20)	48	DKNSPS-005	66	DP16-PE	12
AKP-TG	41	DK4N-TFL(5X20)	48	DKNSPS-006	50	DP2.5	3
AKP-TP	41	DK4N-TG	45	DKNSPS-007	50	DP2.5/1P	20
AKSPS-001	65	DK4N-TN	29	DKNSPS-008	66	DP2.5-3L	10
AKSPS-002	65	DK4N-TN-PE	36	DKNSPS-009	66	DP2.5-3L-L3PE	18
AKSPS-003	65	DK4N-TP	45	DKTD6	51	DP2.5-3L-PV	10
AKSPS-004	66	DK4N-TR	31	DKTD6N	50	DP2.5-ES	19
AKSPS-005	66	DK4N-TR-PE	37	DKTD6N-KP	50	DP2.5-PE	11
B		DK4-PE	38	DKTL6	51	DP2.5PG-XXP	20
C		DK4S	41	DKZ120	62	DP2.5-TN	5
C002-0101	50	DK50	27	DKZ16	61	DP2.5-TN-PE	13
CSC10..PN	68	DK50-PE	39	DKZ35	61	DP2.5-TR	7
CSC-150..P	68	DK6N	25	DKZ35A	61	DP2.5-TR-PE	15
CSC-16-..P	68	DK6N-PE	34	DKZ4	61	DP4	3
CSC-16..PN	68	DK6N-TN	29	DKZ4E	61	DP4-PE	11
CSC-2.5-..P	68	DK6S	41	DKZ4E-YG	61	DP4-TFU	21
CSC2.5..PN	68	DK95	27	DKZ70A	61	DP4-TFU(5X20)	21
CSC-2.5..PS	68	DK95-PE	39	DKZ70B	62	DP4-TN	5
CSC-240..P	68	DKBC100-1000	24	DKZB	62	DP4-TN-PE	13
CSC-35..P	68	DKBC60-1000	24	DN00506D	78	DP4-TR	7
CSC-4..PN	68	DKCM8	58	DN00508D	78	DP4-TR-PE	15
CSC-4..PS	68	DKES1.5	40	DN00510D	78	DP6	4
CSC-50..P	68	DKES1.5M-XXP	40	DNT01-2206B	77	DP6-PE	12
CSC-6-..P	68	DKES1.5-XXP	40	DNT01-2210B	77	DP6-TN	6
CSC-6..PS	68	DKK2.5N	32	DNT04-2010A	77	DP6-TN-PE	14
CSC-95..P	68	DKK2.5N-CP	46	DNT04-2616A	77	DP6-TR	8
D		DKK2.5N-PV	33	DNT11-0102	77	DP6-TR-PE	16
DK10N	26	DKK2.5N-T	43	DNT11-0107	77	DP-FU(5X20)	21
DK10N-PE	35	DKK2.5N-TG	46	DNT11-0109	77	DPP1.5	9
DK10N-TN	30	DKK2.5N-TP	46	DNT11-0111	77	DPP1.5-PE	17
DK10-PE	38	DKK4N	32	DNT11-0201	77	DPP2.5	9
DK10-TF(5X20)	49	DKK4N-CP	47	DNT11-0202	77	DPP2.5-PE	17
DK150	27	DKK4N-PV	33	DNT11-0205	77	DPP4	9
DK16H	26	DKK4N-T	43	DNT11-0208	77	DPP4-PE	17
DK16N-PE	35	DKK4N-TG	47	DNT11-0301	77	DP-PR	20
DK16-PE	39	DKK4N-TP	47	DNT11-0303	77	DP-PZ-02P	20
DK2.5N	25	DKK4-TF(5X20)	48	DNT11-0304	77	DP-PZ-04P	20
DK2.5N-CP	44	DKM10	58	DNT11-0307	77	DPTD6	22
DK2.5N-PE	34	DKM10-2	59	DNT11-0401	77	DPTD6-D05	23
DK2.5N-T	43	DKM12	58	DNT11-0402	77	DPTD6-D06	23
DK2.5N-TG	44	DKM5	57	DNT11-0403	77	DPTL6	22
DK2.5N-TN	29	DKM6	57	DNT11-0404	77	DS16	67
DK2.5N-TN-PE	36	DKM6-2	59	DNT13-0101	77	DS35	67
DK2.5N-TP	44	DKM8	57	DNT13-0102	77	DS6A03	51
DK2.5N-TR	31	DKM8-2	59	DP1.5	3	DS6B01-02	50

Part number	Page	Part number	Page	Part number	Page	Part number	Page
D		TM44W	73				
DS6B02-02	50	TM45W	73				
DS6S4	50	TM46W	73				
DSD01-1.5	67	TM47W	73				
DSD01-10..N	67	TM48W	73				
DSD01-2.5..N	67	TM49W	74				
DSD01-4..N	67	TM50W	74				
DSD01-6..N	67	TMP-002	72				
DSD03-1.5/2.5	67	TMPC-05	72				
DSD03-1.5/4	67	TMPF-04	72				
DSD03-2.5/4	67	TMPT-11-300	72				
DSH1	62	TMPT-12	72				
DSH2	62	TS-15-1000	70				
DSHG	62	TS-35/15-1000	70				
DSS10N	67	TS-35-1000	70				
DSS2.5N	67	TS-35C	69				
DSS4N	67	TSC-S01	70				
DSS6N	67	TSC-S02	70				
E							
F							
FUK6.3A-01	69						
G~L							
M							
MKG-001	65						
MKG-002	65						
MKG-003	65						
MKG-004	65						
MKL	64						
MKW	64						
MRH-001	64						
MRH-002	64						
N~O							
P							
PM2.5N	53						
PM2.5WN-XXP	54						
PM2M2.5N-XXP	54						
PM4N	53						
PM6N	53						
PMH	69						
Q~R							
S							
SS11	64						
SS2	64						
SS3	64						
SS4	64						
SS5	64						
SS6	64						
SS6A02	51						
SS7	64						
SS8	64						
SS9	64						
T							
TM41W	73						
TM42W	73						
TM43W	73						